

Commercial Air Conditioners 2017



Rooftop Package R410A 50Hz



Commercial Air Conditioner Division Midea Group

Add.: Midea Headquarters Building, 6 Midea Avenue, Shunde, Foshan, Guangdong, China

Postal code: 528311

Tel: +86-757-26338346 Fax: +86-757-22390205

cac.midea.com global.midea.com

Note: Product specifications change from time to time as product improvements and developments are released and may vary from those in this document.



Midea CAC

Midea CAC is a key division of the Midea Group, a leading producer of consumer appliances and provider of heating, ventilation and air conditioning solutions. Midea CAC has continued with the tradition of innovation upon which it was founded, and emerged as a global leader in the HVAC industry. A strong drive for advancement has created a groundbreaking R&D department that has placed Midea CAC at the forefront of a competitive field. Through these independent efforts and joint cooperation with other global enterprises, Midea has supplied thousands of innovative solutions to customers worldwide.

There are three production bases: Shunde, Chongqing and Hefei.

MCAC Shunde: 38 product lines focusing on VRF, Split Products, Heat Pump Water Heaters, and AHU/FCU.

MCAC Chongqing: 14 product lines focusing on Water Cooled Centrifugal/Screw/Scroll Chillers, Air Cooled Screw/Scroll Chillers, and AHU/FCU.

MCAC Hefei: 11 product lines focusing on VRF, Chillers, and Heat Pump Water Heaters.



**Midea Company
Introduction**



**Midea CAC
Introduction**



- 2015 JV with Carrier in China in chiller field, BOSCH in VRF production and Siix in smart control
- 2014 Launched the rooftop package ClimaCreator globally
- 2010 Built the 3rd manufacturing base in Hefei
- 2008 Launched the rooftop package ClimaMaster globally
- 2007 Won the first Midea centrifugal chiller project overseas
- 2006 Launched the first VSD centrifugal chiller
- 2004 Acquired MGRE entered the chiller industry
- 2001 Partnered with Copeland to develop the digital scroll VRF system
- 2000 Developed the first inverter VRF With Toshiba
- 1999 Entered the CAC field



Introduction

Midea rooftop package air conditioners are designed and manufactured to offer the all-in-one solutions for large halls, warehouses or other applications.

Midea rooftop package air conditioner are totally two series: ClimaCreator series and ClimaMaster series.

Series		Power supply	Application	Function	Cooling capacity range
R410A ClimaCreator series		380~415V 3Ph~ 50Hz	T1	Heat pump	7.5RT~25RT
			Tropical (T3)	Cooling only	4RT~30RT
R410A ClimaMaster series		380~415V 3Ph~ 50Hz	T1	Heat pump	3RT~5RT
				Cooling only	5RT~30RT
			Tropical (T3)	Heat pump	6.2RT~30RT
				Cooling only+EHK	6.2RT~30RT

Notes:
1. Product's cooling capacity as per specification.



Golden Dragen Mart
1,320RT
Barka, Oman



Traki Store
560RT
Valencia, Venezuela

Contents

» 05 General Features

» 10 ClimaCreator Series

- ▶ 10 Product lineups
- ▶ 11 Specifications
- ▶ 16 Dimensions

» 22 ClimaMaster Series

- ▶ 22 Product lineups
- ▶ 23 Specifications
- ▶ 33 Dimensions

» 41 Controllers

General Features

Convenient for unit selection

Wide cooling capacity range >>

- ❖ Wide cooling capacity range, from 36000Btu/h to 360000Btu/h.

Design flexibility >>

- ❖ Compact design.
- ❖ Flanges of air flow inlet and outlet as standard.
- ❖ It is suitable for installation in rooftop and ground.



ClimaMaster series



ClimaCreator series

Outstanding reliability

Durable construction >>

- ❖ Pre-painted exterior cabinet panels pass 1000 hours Salt Spray Test for durability.
- ❖ Weather-resistant construction with capped steams and sloped top panels.
- ❖ G90 galvanized heavy gauge plate conforming to ASTM-A-653.



Customized anti-corrosion treatment >>

- ❖ The rooftop package air conditioners with special anti-corrosion treatment are suitable for seaside areas or the areas exposed to acidic substances.



- ❖ Special anti-corrosion treatment of heat exchanger provides 5 to 6 times greater resistance against acid rain and salt corrosion.
- ❖ All PCB parts in the unit are coated with double-side moisture proof paint. The outer side of electric box metal cover is spray-painted.
- ❖ All screws are anti-rust.
- ❖ Casings of the unit and motors are anti-rust.

Reliable scroll compressor >>

- ❖ Famous brand compressor: Copeland, Hitachi, Danfoss, etc. More reliable.
- ❖ No complex internal suction and discharge valves for quieter operation and higher reliability.
- ❖ Compact, light-weight design, and fewer moving parts design.



Multi-protection design >>

- ❖ Multi-measurement to ensure units operate normally and reliably:
System current protection, High/low pressure switch protection, Temperature sensor on/off protection, etc.
- ❖ Three-phase protector can be customized.



HP/LP switch



Temperature sensor

Easy to installation

Convenient for wires connection >>

- ❖ Removable access door on the electric box. It is easy to move the cover of the electric box.
- ❖ Only connect the wires of power supply, and no need to connect any signal wires.



Easily connect the drainage pipe >>

- ❖ Reserved external drainage port, quickly and accurately connect the rubber drainage pipe.



Easy to maintenance

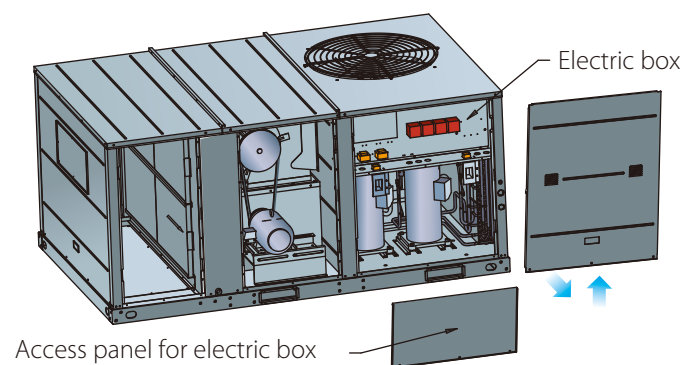
External pressure gauge ports >>



- ❖ The unit provides external pressure gauge ports for convenient and fast checking system pressure without removing the panel.

Easy access doors design >>

- ❖ Removable the access doors on the filter, fan motor, and electric box sections.
- ❖ Provide convenient access to system components for maintenance and service.




System self-diagnostic >>

- ❖ Press the 'Check' button, the LED display in PCB board of the unit will display the normal checking code.
- ❖ If the unit is in running with abnormal operation, the LED display will show the error code.



Washable filter >>



Flexible choice of accessories

Controllers >>


- ❖ Wired controller as standard.
- ❖ Besides standard wired controller, others can be chosen too.



- ❖ Other brand thermostat can be matched as optional solution.



- ❖ Centralized control function can be achieved through the centralized controller as optional. MD-NIM01 should be connected between rooftop package units and centralized controller.



Multi-accessories >>

Description	ClimaCreator series		ClimaMaster series	
	Standard accessories	Optional accessories	Standard accessories	Optional accessories
Filter		√	√	
Outlet drainage	√		√	
Snap ring	√		√	
Drainage pipe	√		√	
Anti-corrosion fin		√		√
EHK (Electric Heater Kits)		√		√
Network interface module		√		√
Three-phase protector		√		√

Mechanical specification

General

The units are convertible airflow. All units are factory assembled, internally wired, fully charged refrigerant and 100% run tested to check cooling and heating operation, fan and blower rotation, and control sequence before leaving the factory. Wiring internal to the unit is colored and numbered for simplified identification. The unit is provided with an integral weather resistant control panel.

Casing

Unit casing is constructed of Zinc coated, heavy gauge, galvanized steel. Exterior surfaces are cleaned, G90 galvanized heavy gauge plate conforming to ASTM A 653, followed by baked on electrostatic polyester dry powder coat paint on all external panels, completely weatherized for outdoor installation and properly reinforced and brazed. Salt Spray Test for steel sheet under 1000 hours, specially treated can be up to 2000 hours and even more. Cabinet construction allows for all maintenance. Service panels are removed easily and reinstalled by removing bolts. All panels and top covers indoor side of the unit are insulated with 16mm, foam-faced, closed-cell insulation. The unit has provisions for forklift and crane lifting, with forklift capabilities on four sides of the unit.

Compressors

All units have direct-drive, hermetic, scroll type compressors with centrifugal type oil pump. Motor is suction gas-cooled and has a voltage utilization range of plus or minus 10 percent of unit nameplate voltage. Internal overloads are provided with the scroll compressors.

Compressors used in Rooftop Package unit are hermetically sealed reciprocating type. They are equipped with a crankcase heater as standard.

The compressors, incorporating a built-in muffler, are mounted on spring within a heavy gauge steel housing to give a low noise level.

The unit contains the best compressor technology available to achieve the highest possible performance. Dual compressors are outstanding for humidity control, light load cooling conditions and system back-up applications.

Controls

The unit is completely factory-wired with necessary controls and terminal block for power wiring. The unit provides an external location for mounting a fused disconnect device.

Microprocessor controls provide for all 24V control functions. The precision control makes all heating, cooling, or ventilating decisions in response to electronic signals from sensors measuring indoor and outdoor temperatures.

The control maintains accurate temperature control, minimizes drift from set point, and provides better building comfort. A centralized micro-processor provides a higher level of machine protection.

Coils

Internally finned, copper tubes mechanically bonded to a configured hydrophilic aluminum fin is standard. Coils are leak tested under 3100KPa (450 psig) at the factory to ensure the pressure integrity.

Electronic thermostats

General information: A dedicated electronic thermostat is supplied with unit controls as standard. It controls one or two stage cooling applications. The thermostat normally displays room temperature and mode of operation. It also allows to select continuous fan operation, or has the fan on intermittent operation with the equipment. Finally, it displays the status of unit, thus providing maximum information for the user.



Product lineups

	Nominal ton*	4	5	6.2	7.5	8.5	10	12.5	15	17.5	20	25	30
T1 Applications				●	●								
						●	●						
								●	●				
										●	●		
												●	●
Tropical (T3) Applications		●	●	●	●								
						●	●						
								●	●				
										●	●		
												●	●

Notes:

- * Nominal ton only for reference.
- means cooling type product; ● means heat pump type product.
- Cooling or heating capacity as per specifications.

Adjustable pulley >>

Through changing the working pitch diameter of the pulley mounted on driver shaft, in turn the revolutions per minute of the driven shaft will increase or decrease to change air volume.



Air intake filter & EHK as optional >>

- ❖ Three thickness filter: 0.5inch, 1inch and 2inch;
- ❖ Two kinds of filter materials: Metal or Nylon + Metal frame.
- ❖ EHK (Electric Heater Kits) and control box can be customized.

Specifications

T1 application, 380-415V 3Ph~ 50Hz



Nominal ton*			6.2	7.5	8.5	10	12.5
Model			MRC-062HWN1-R(C)	MRC-075HWN1-R(C)	MRC-085HWN1-R(C)	MRC-100HWN1-R(C)	MRC-125HWN1-R(C)
Cooling	Capacity	Btu/h	75,000	89,000	103,000	120,000	150,000
		kW	22.0	26.0	30.0	35.0	44.0
	Input	kW	6.6	7.9	9.3	10.7	13.3
	EER	Btu/h.W	11.4	11.3	11.1	11.2	11.3
Heating	Capacity	Btu/h	89,000	103,000	120,000	137,000	154,000
		kW	26.0	30.0	35.0	40.0	45.0
	Input	kW	7.5	8.9	10.6	11.9	13.2
	COP	Btu/h.W	11.9	11.6	11.3	11.5	11.7
Air flow	Indoor side	CFM	2,800	2,830	3,500	4,100	5,500
External static pressure	Pa	Default: 80; 0 ~ 250	Default: 80; 0 ~ 250	Default: 80; 0 ~ 200	Default: 90; 0 ~ 250	Default: 110; 0 ~ 275	
Max. power input	kW	8,600	12,000	13,600	16,000	19,700	
Max. current	A	18.3	24.8	26.5	28.8	38.2	
Compressor	Type / Quantity		Scroll / 1	Scroll / 1	Scroll / 2	Scroll / 2	Scroll / 2
	Brand		Copeland	Danfoss	Hitachi	Hitachi	Copeland
Indoor fan	Type / Drive type		Centrifugal / Direct	Centrifugal / Direct	Centrifugal / Belt	Centrifugal / Belt	Centrifugal / Belt
Outdoor fan	Type / Drive type		Axial / Direct	Axial / Direct	Axial / Direct	Axial / Direct	Axial / Direct
Wired controller			KJR-25B	KJR-25B	KJR-12B/dP(T)-E	KJR-12B/dP(T)-E	KJR-12B/dP(T)-E
Centralized controller (Optional)			No	No	Yes	Yes	Yes
Sound pressure level	dB(A)		71.0	72.1	71.5	71.5	71.8
Ambient temperature	Cooling		10°C ~ 46°C	10°C ~ 46°C	10°C ~ 46°C	10°C ~ 46°C	10°C ~ 46°C
	Heating		-9°C ~ 24°C	-9°C ~ 24°C	-9°C ~ 24°C	-9°C ~ 24°C	-9°C ~ 24°C
Dimension	Net (WxHxD)	mm	1,475x840x1,130	1,475x840x1,130	1,483x1,138x1,231	1,483x1,138x1,231	1,965x1,230x1,130
	Packing (WxHxD)	mm	1,495x870x1,150	1,495x870x1,150	1,500x1,255x1,155	1,500x1,255x1,155	1,995x1,255x1,160
Weight	Net / Gross	kg	229/234	325/335	340/350	343/354	451/471

Notes:

- Cooling capacity test condition (1): Outdoor ambient temperature: 35°C, indoor temperature 26.7°C DB / 19.4°C WB;
Heating capacity test condition (2): Outdoor ambient temperature: 7°C DB / 6°C WB, indoor temperature 26.7°C DB / 19.4°C WB;
- Units are suitable for operation to $\pm 20\%$ of nominal CFM;
- Sound values are measured in a semi-anechoic room, at a position 1 meter in front of the unit and (1 meter+Height of unit)/2 above the floor.
- Specifications are subject to change without prior notice for product improvement.
- * Nominal ton only for reference.
- Cooling or heating capacity as per specifications.

Specifications

T1 application, 380-415V 3Ph~ 50Hz



Nominal ton*			15	17.5	20	25	30
Model			MRC-150HWN1-R(C)	MRC-175HWN1-R(C)	MRC-200HWN1-R(C)	MRC-250HWN1-R(C)	MRC-300HWN1-R(C)
Cooling	Capacity	Btu/h	180,000	208,000	240,000	300,000	335,000
		kW	53.0	61.0	70.0	88.0	98.0
	Input	kW	16.7	19.1	22.6	28.9	32.8
	EER	Btu/h.W	10.8	10.9	10.6	10.4	10.2
Heating	Capacity	Btu/h	191,000	218,000	260,000	330,000	380,000
		kW	56.0	64.0	75.0	97.0	111.5
	Input	kW	17.2	19.5	23.6	30.3	36.5
	COP	Btu/h.W	11.1	11.2	11.0	10.9	10.4
Air flow	Indoor side	CFM	7,000	7,600	8,800	10,000	11,200
External static pressure	Pa	Default: 110; 0 ~ 325	Default: 110; 0 ~ 250	Default: 120; 0 ~ 375	Default: 130; 0 ~ 350	Default: 270; 25 ~ 400	
Max. power input	kW	25.0	27.0	32.5	38.5	49.5	
Max. current	A	46.1	55.4	63.2	74.3	81.7	
Compressor	Type / Quantity		Scroll / 2	Scroll / 2	Scroll / 2	Scroll / 2	Scroll / 2
	Brand		Copeland	Copeland	Copeland	Danfoss	Danfoss
Indoor fan	Type / Drive type		Centrifugal / Belt	Centrifugal / Belt	Centrifugal / Belt	Centrifugal / Belt	Centrifugal / Belt
Outdoor fan	Type / Drive type		Axial / Direct	Axial / Direct	Axial / Direct	Axial / Direct	Axial / Direct
Wired controller			KJR-12B/dP(T)-E	KJR-12B/dP(T)-E	KJR-12B/dP(T)-E	KJR-12B/dP(T)-E	KJR-12B/dP(T)-E
Centralized controller (Optional)			Yes	Yes	Yes	Yes	Yes
Sound pressure level	dB(A)		76.9	76.0	75.3	76.8	77.9
Ambient temperature	Cooling		10°C ~ 46°C	10°C ~ 46°C	10°C ~ 46°C	10°C ~ 46°C	10°C ~ 46°C
	Heating		-9°C ~ 24°C	-9°C ~ 24°C	-9°C ~ 24°C	-9°C ~ 24°C	-9°C ~ 24°C
Dimension	Net (WxHxD)	mm	1,965x1,230x1,130	1,670x1,247x2,192	1,670x1,247x2,192	2,320x1,245x2,220	2,320x1,245x2,220
	Packing (WxHxD)	mm	1,995x1,255x1,160	1,695x1,284x2,212	1,695x1,284x2,212	2,330x1,275x2,230	2,330x1,275x2,230
Weight	Net / Gross	kg	492/512	615/645	690/720	940/970	955/985

Notes:

- Cooling capacity test condition (1): Outdoor ambient temperature: 35°C, indoor temperature 26.7°C DB / 19.4°C WB;
Heating capacity test condition (2): Outdoor ambient temperature: 7°C DB / 6°C WB, indoor temperature 26.7°C DB / 19.4°C WB;
- Units are suitable for operation to $\pm 20\%$ of nominal CFM;
- Sound values are measured in a semi-anechoic room, at a position 1 meter in front of the unit and (1 meter+Height of unit)/2 above the floor.
- Specifications are subject to change without prior notice for product improvement.
- * Nominal ton only for reference.
- Cooling or heating capacity as per specifications.

Specifications

Tropical (T3) application, 380-415V 3Ph~ 50Hz



Nominal ton*			4	5	6.2	7.5
Model			MRCT-48CWN1-R(C)	MRCT-60CWN1-R(C)	MRCT-062CWN1-R(C)	MRCT-075CWN1-R(C)
Cooling	Capacity (1)	Btu/h	48,000	58,000	75,000	89,000
		kW	14.1	17.0	22.0	26.0
	Input (1)	kW	4.1	5.0	6.6	7.9
	EER (1)	Btu/h.W	11.7	11.6	11.4	11.3
	Capacity (2)	Btu/h	39,000	47,900	61,400	69,600
		kW	11.4	14.0	18.0	20.4
	Input (2)	kW	4.8	5.9	7.8	9.0
EER (2)	Btu/h.W	8.1	8.1	7.9	7.8	
Air flow	Indoor side	CFM	1,750	2,000	2,800	2,830
External pressure level	Pa	Default: 75; 0 ~ 200	Default: 75; 0 ~ 200	Default: 80; 0 ~ 250	Default: 80; 0 ~ 250	
Max. power input	kW	6.2	7.4	9.0	13.6	
Max. current	A	12.4	15.5	19.3	27.2	
Compressor	Type / Quantity		Scroll / 1	Scroll / 1	Scroll / 1	Scroll / 1
	Brand		Copeland	Copeland	Copeland	Danfoss
Indoor fan	Type / Drive type		Centrifugal / Direct	Centrifugal / Direct	Centrifugal / Direct	Centrifugal / Direct
Outdoor fan	Type / Drive type		Axial / Direct	Axial / Direct	Axial / Direct	Axial / Direct
Wired controller			KJR-12B/dP(T)-E	KJR-12B/dP(T)-E	KJR-25B	KJR-25B
Centralized controller (Optional)			Yes	Yes	No	No
Sound pressure level	dB(A)		64.4	66.3	71.0	71.5
Ambient temperature			10°C ~ 52°C	10°C ~ 52°C	10°C ~ 52°C	10°C ~ 52°C
Dimension	Net (WxHxD)	mm	1,310x840x900	1,310x840x900	1,475x840x1,130	1,475x840x1,130
	Packing (WxHxD)	mm	1,340x865x935	1,340x865x935	1,495x870x1,150	1,495x870x1,150
Weight	Net / Gross	kg	167/170	180/183	223/228	231/236

Notes:

- Cooling capacity test condition (1): Outdoor ambient temperature: 35°C, indoor temperature 26.7°C DB / 19.4°C WB;
Cooling capacity test condition (2): Outdoor ambient temperature: 46.1°C, indoor temperature 26.7°C DB / 19.4°C WB;
- Units are suitable for operation to $\pm 20\%$ of nominal CFM;
- Sound values are measured in a semi-anechoic room, at a position 1 meter in front of the unit and (1 meter+Height of unit)/2 above the floor.
- Specifications are subject to change without prior notice for product improvement.
- * Nominal ton only for reference.
- Cooling or heating capacity as per specifications.

Specifications

Tropical (T3) application, 380-415V 3Ph~ 50Hz



Nominal ton*			8.5	8.5	10	10	12.5
Model			MRCT-085CWN1-R(C)	MRCT-085WN1-R(D)	MRCT-100CWN1-R(C)	MRCT-100CWN1-R(D)	MRCT-125CWN1-R(C)
Cooling	Capacity (1)	Btu/h	102,000	102,000	120,000	120,000	150,000
		kW	30.0	30.0	35.0	35.0	44.0
	Input (1)	kW	9.2	9.2	10.7	10.7	13.3
	EER (1)	Btu/h.W	11.1	11.1	11.2	11.2	11.3
	Capacity (2)	Btu/h	80,700	80,700	100,200	100,200	125,400
		kW	23.7	23.7	29.4	29.4	36.8
	Input (2)	kW	10.3	10.3	12.6	12.6	16.1
EER (2)	Btu/h.W	7.9	7.9	8.0	8.0	7.8	
Air flow	Indoor side	CFM	3,500	3,500	4,100	4,100	5,500
External static pressure	Pa	Default: 80; 0 ~ 200	Default: 80; 0 ~ 200	Default: 90; 0 ~ 250	Default: 90; 0 ~ 250	Default: 110; 0 ~ 275	
Max. power input	kW	14.8	14.8	18.0	18.0	21.0	
Max. current	A	29.2	29.2	34.1	34.1	41.2	
Compressor	Type / Quantity		Scroll / 2	Scroll / 1	Scroll / 2	Scroll / 1	Scroll / 2
	Brand		Hitachi	Copeland	Hitachi	Copeland	Copeland
Indoor fan	Type / Drive type		Centrifugal / Belt	Centrifugal / Belt	Centrifugal / Belt	Centrifugal / Belt	Centrifugal / Belt
Outdoor fan	Type / Drive type		Axial / Direct	Axial / Direct	Axial / Direct	Axial / Direct	Axial / Direct
Wired controller			KJR-12B/dP(T)-E	KJR-23B	KJR-12B/dP(T)-E	KJR-23B	KJR-12B/dP(T)-E
Centralized controller (Optional)			Yes	No	Yes	No	Yes
Sound pressure level	dB(A)		70.3	71.7	72.6	72.4	71.8
Ambient temperature			10°C ~ 52°C	10°C ~ 52°C	10°C ~ 52°C	10°C ~ 52°C	10°C ~ 52°C
Dimension	Net (WxHxD)	mm	1,483x1,231x1,138	1,483x1,231x1,138	1,483x1,231x1,138	1,483x1,231x1,138	1,965x1,230x1,130
	Packing (WxHxD)	mm	1,500x1,255x1,155	1,500x1,255x1,155	1,500x1,255x1,155	1,500x1,255x1,155	1,995x1,255x1,160
Weight	Net / Gross	kg	331/342	302/313	335/346	323/335	433/453

Notes:

- Cooling capacity test condition (1): Outdoor ambient temperature: 35°C, indoor temperature 26.7°C DB / 19.4°C WB;
Cooling capacity test condition (2): Outdoor ambient temperature: 46.1°C, indoor temperature 26.7°C DB / 19.4°C WB;
- Units are suitable for operation to $\pm 20\%$ of nominal CFM;
- Sound values are measured in a semi-anechoic room, at a position 1 meter in front of the unit and (1 meter+Height of unit)/2 above the floor.
- Specifications are subject to change without prior notice for product improvement.
- * Nominal ton only for reference.
- Cooling or heating capacity as per specifications.

Specifications

Tropical (T3) application, 380-415V 3Ph~ 50Hz



Nominal ton*			15	17.5	20	25	30
Model			MRCT-150CWN1-R(C)	MRCT-175CWN1-R(C)	MRCT-200CWN1-R(C)	MRCT-250CWN1-R(C)	MRCT-300CWN1-R(C)
Cooling	Capacity (1)	Btu/h	180,000	208,000	240,000	300,000	360,000
		kW	53.0	61.0	70.0	87.0	105.0
	Input (1)	kW	16.7	19.1	22.6	28.0	34.3
	EER (1)	Btu/h.W	10.8	10.9	10.6	10.7	10.5
	Capacity (2)	Btu/h	146,000	181,100	199,200	251,700	336,300
		kW	42.8	53.1	58.4	73.8	98.6
Input (2)	kW	18.7	22.6	25.1	32.0	41.8	
EER (2)	Btu/h.W	7.8	8.0	7.9	7.9	8.0	
Air flow	Indoor side	CFM	7,000	7,600	8,800	10,000	12,000
External static pressure	Pa	Default: 110; 0 ~ 325	Default: 110; 0 ~ 250	Default: 120; 0 ~ 375	Default: 110; 0 ~ 350	Default: 270; 0 ~ 400	
Max. power input	kW	25.0	26.5	33.0	40.5	49.5	
Max. current	A	48.0	55.0	66.9	77.4	94.1	
Compressor	Type / Quantity	Scroll / 2	Scroll / 2	Scroll / 2	Scroll / 2	Scroll / 2	
	Brand	Copeland	Copeland	Copeland	Danfoss	Danfoss	
Indoor fan	Type / Drive type	Centrifugal / Belt	Centrifugal / Belt	Centrifugal / Belt	Centrifugal / Belt	Centrifugal / Belt	
Outdoor fan	Type / Drive type	Axial / Direct	Axial / Direct	Axial / Direct	Axial / Direct	Axial / Direct	
Wired controller		KJR-12B/dP(T)-E	KJR-12B/dP(T)-E	KJR-12B/dP(T)-E	KJR-12B/dP(T)-E	KJR-12B/dP(T)-E	
Centralized controller		Yes	Yes	Yes	Yes	Yes	
Sound pressure level	dB(A)	75.5	75.0	75.3	76.8	77.9	
Ambient temperature		10°C ~ 52°C	10°C ~ 52°C	10°C ~ 52°C	10°C ~ 52°C	10°C ~ 52°C	
Dimension	Net (WxHxD)	mm	1,965x1,230x1,130	1,670x1,247x2,192	1,670x1,247x2,192	2,320x1,245x2,220	2,320x1,245x2,220
	Packing (WxHxD)	mm	1,995x1,255x1,160	1,695x1,284x2,212	1,695x1,284x2,212	2,330x1,275x2,230	2,330x1,275x2,230
Weight	Net / Gross	kg	470/490	590/620	670/700	895/925	910/940

Notes:

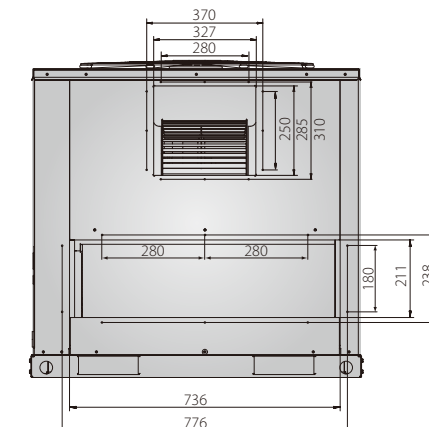
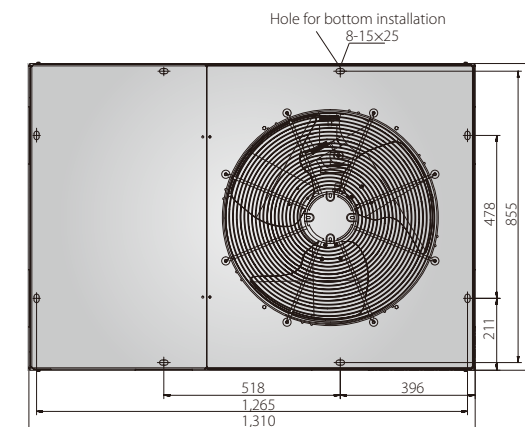
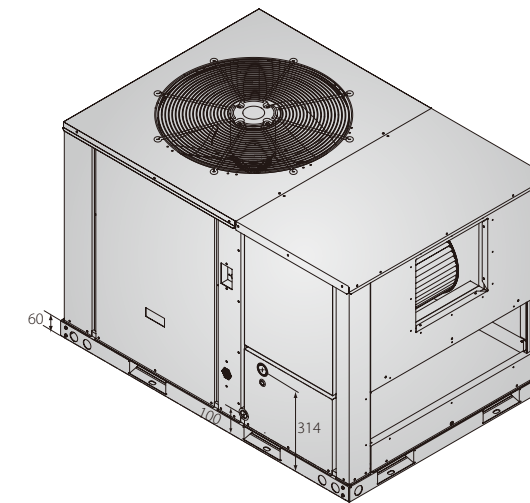
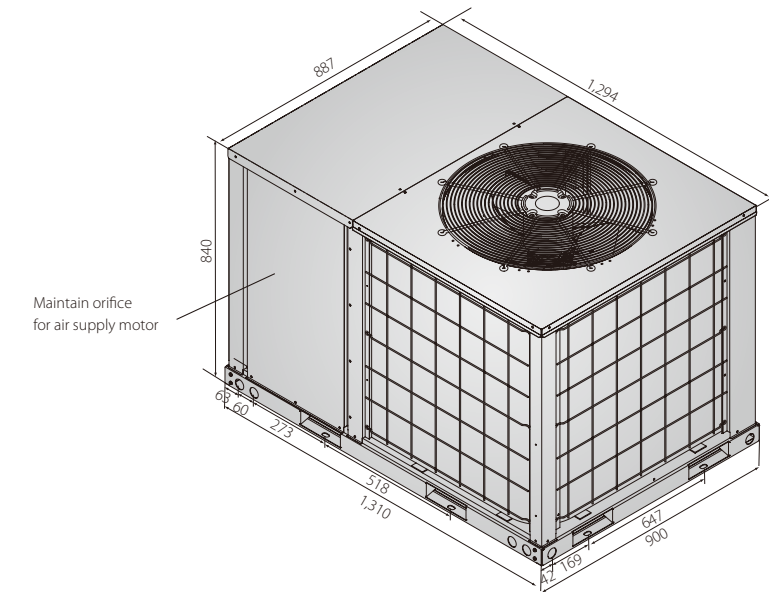
- Cooling capacity test condition (1): Outdoor ambient temperature: 35°C, indoor temperature 26.7°C DB / 19.4°C WB;
Cooling capacity test condition (2): Outdoor ambient temperature: 46.1°C, indoor temperature 26.7°C DB / 19.4°C WB;
- Units are suitable for operation to ±20% of nominal CFM;
- Sound values are measured in a semi-anechoic room, at a position 1 meter in front of the unit and (1 meter+Height of unit)/2 above the floor.
- Specifications are subject to change without prior notice for product improvement.
- * Nominal ton only for reference.
- Cooling or heating capacity as per specifications.

Dimensions

ClimaCreator series

Tropical (T3) application: MRCT-48CWN1-R(C), MRCT-60CWN1-R(C)

(Units: mm)

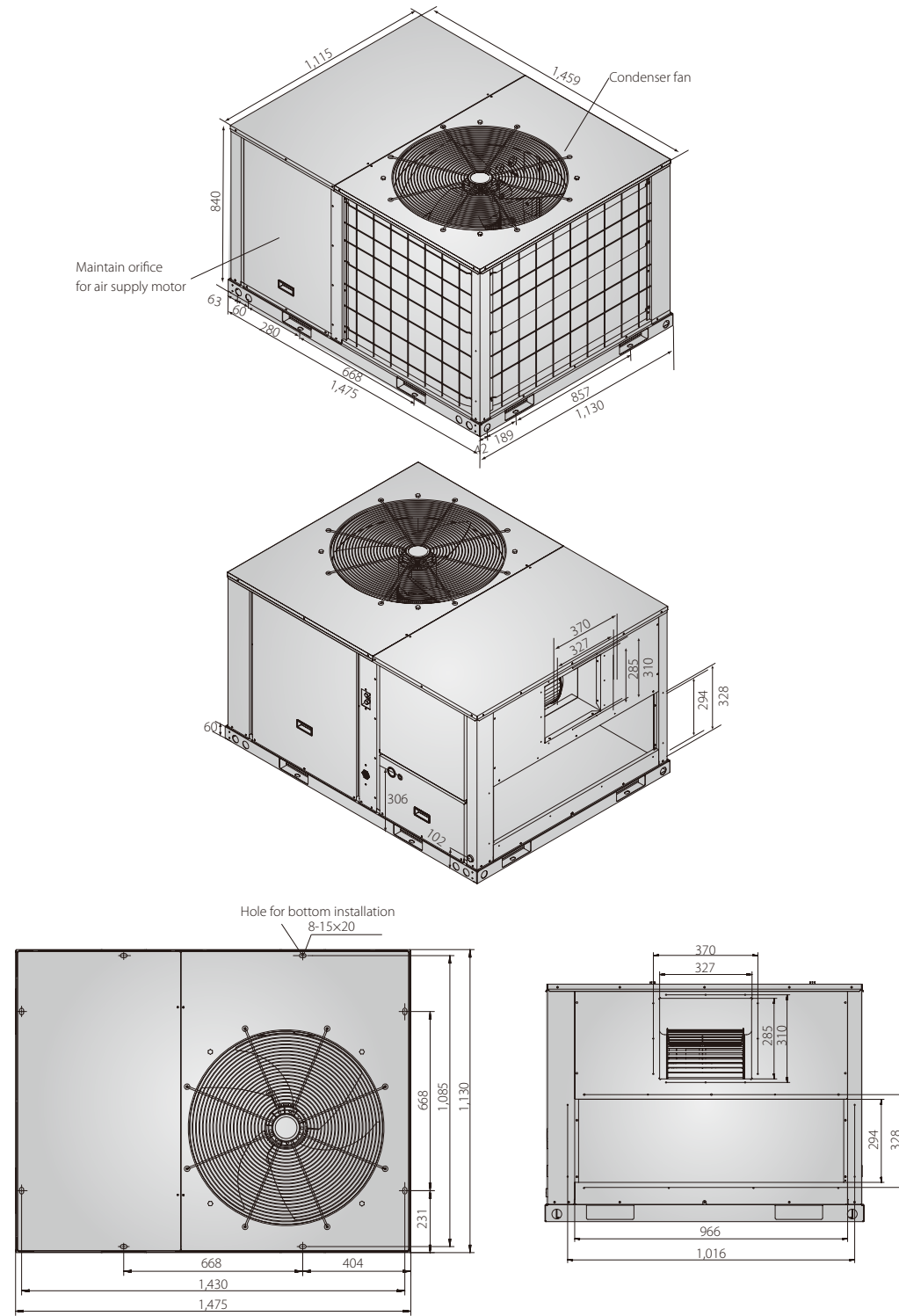


ClimaCreator series

T1 application: MRC-062HWN1-D(C), MRC-075HWN1-R(C)

Tropical (T3) application: MRCT-062CWN1-R(C), MRCT-075CWN1-R(C)

(Units: mm)

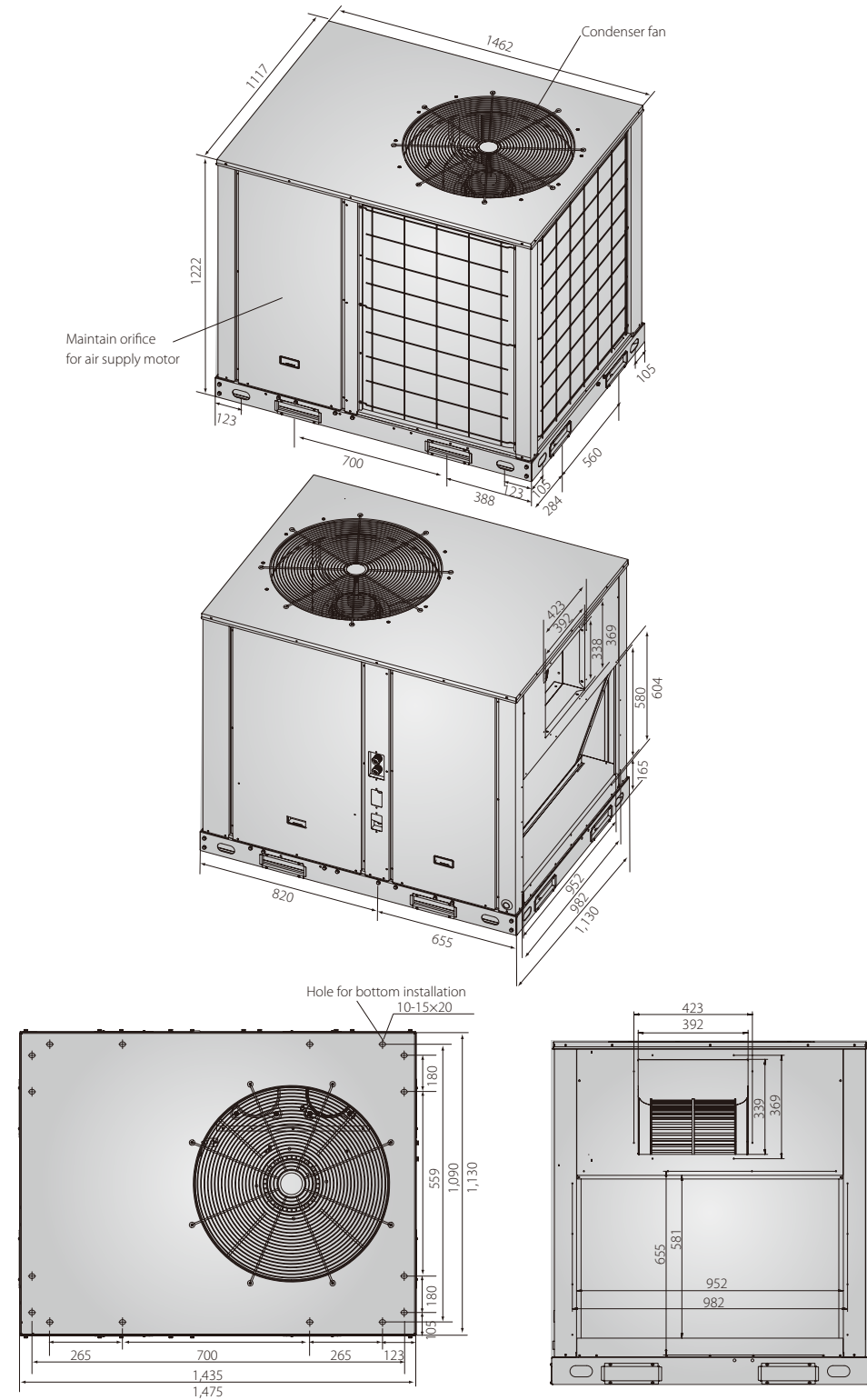


ClimaCreator series

T1 application: MRC-085HWN1-R(C), MRC-100HWN1-R(C)

Tropical (T3) application: MRCT-085CWN1-R(C), MRCT-085CWN1-R(D), MRCT-100CWN1-R(C), MRCT-100CWN1-D(C)

(Units: mm)

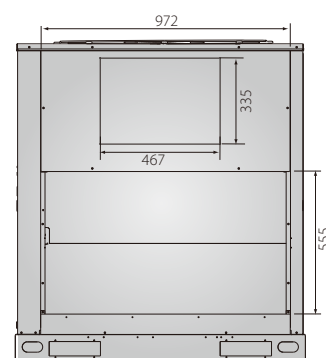
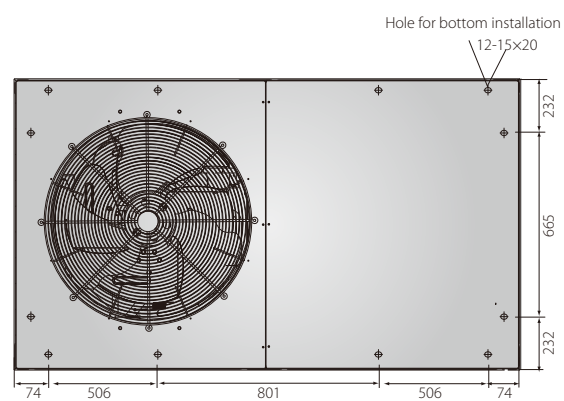

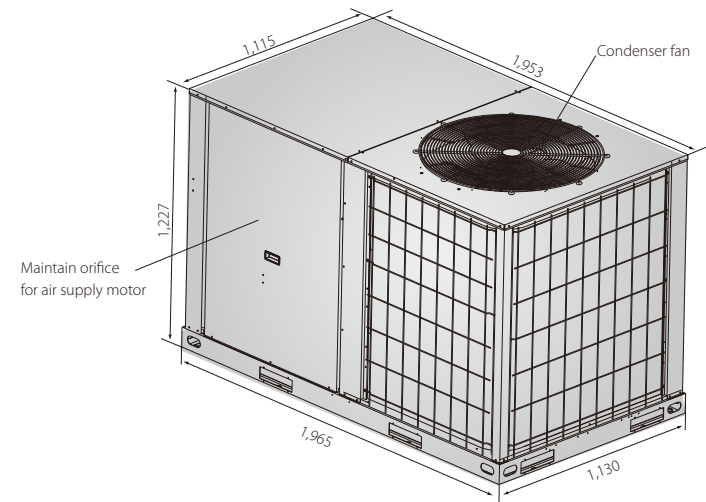


ClimaCreator series

T1 application: MRC-125HWN1-R(C), MRC-150HWN1-R(C)

Tropical (T3) application: MRCT-125CWN1-R(C), MRCT-150CWN1-R(C)

(Units: mm)

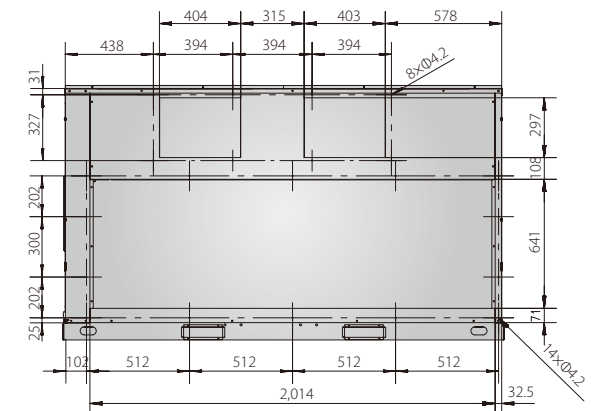
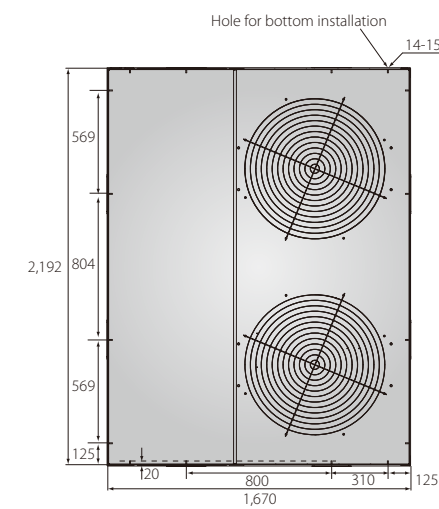

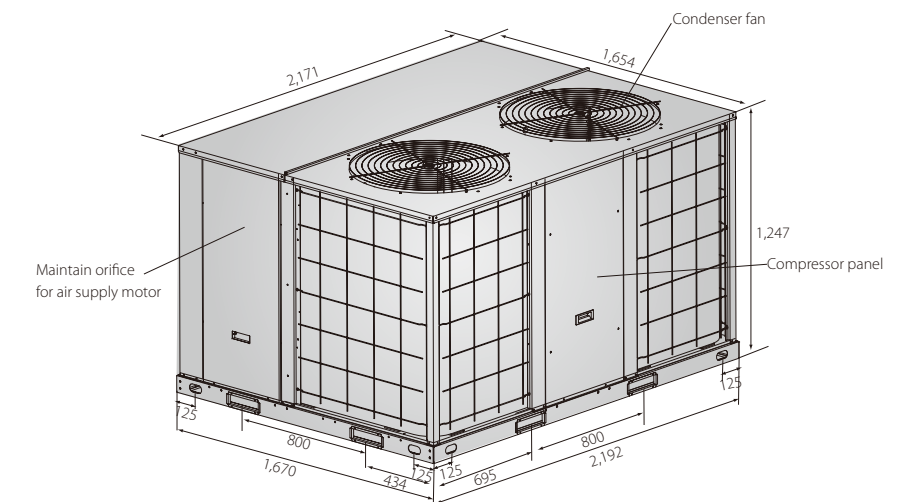


ClimaCreator series

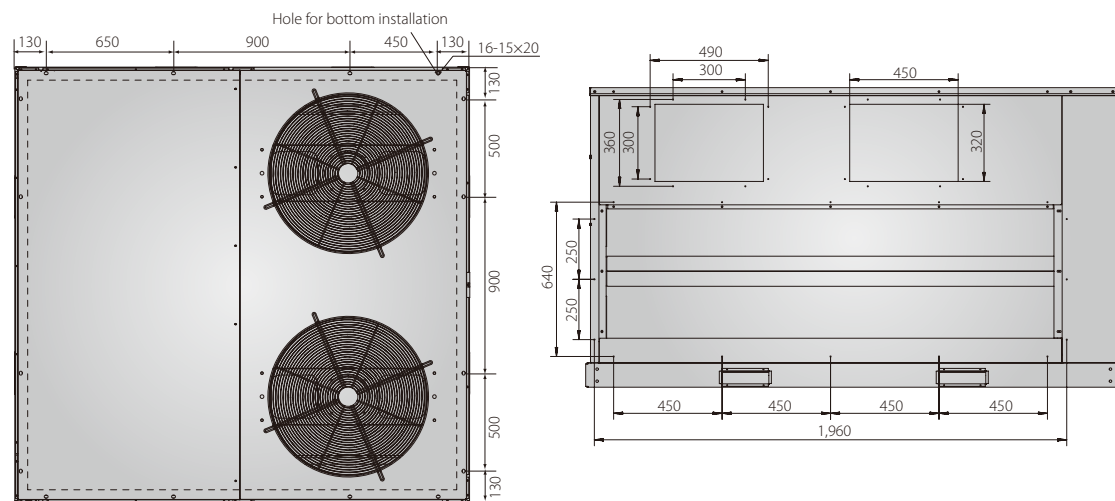
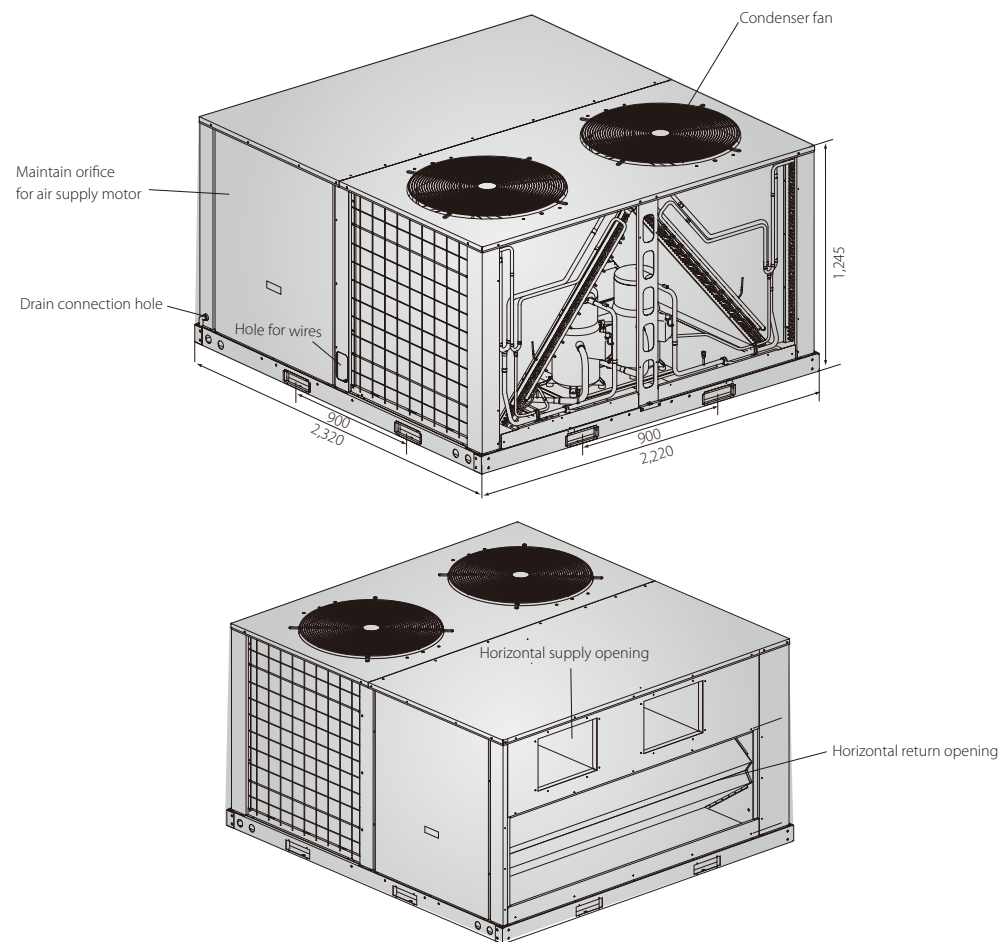
T1 application: MRC-175HWN1-R(C), MRC-200HWN1-R

Tropical (T3) application: MRCT-175CWN1-R(C), MRCT-200CWN1-R(C)

(Units: mm)



ClimaCreator series
 T1 application: MRC-250HWN1-R(C), MRC-300HWN1-R(C)
 Tropical (T3) application: MRCT-250CWN1-R(C), MRCT-300CWN1-R(C)
 (Units: mm)



Product lineups

		Nominal ton*	3	4	5	6.2	7.5	8.5	10	12.5	15	17.5	20	30
T1 Applications			●	●	●									
					●									
						●●●	●●●							
								●●●	●●●					
T3 Applications										●●				
											●●●●	●●●●		
													●●●	
														●●●

Notes:
 1. * Nominal ton only for reference.
 2. ● means cooling type product; ● means cooling type product with EHK; ● means heat pump type product.
 3. Cooling or heating capacity as per specifications.

Specifications

T1 application, heat pump, 380~415V 3Ph~ 50Hz



Nominal ton*			3	4	5
Model			MRC-36HWN1-R	MRC-48HWN1-R	MRC-60HWN1-R
Type			Side-discharge	Side-discharge	Side-discharge
Cooling	Capacity	Btu/h	36,000	48,000	58,000
		kW	10.55	14.07	17.29
	Input	kW	3.05	4.79	5.64
	EER	Btu/h.W	11.8	10.0	10.3
Heating	Capacity	Btu/h	37,500	51,500	62,500
		kW	10.99	15.09	18.32
	Input	kW	3.00	4.56	5.21
	COP	Btu/h.W	12.5	11.3	12.0
Air flow	Indoor side	CFM	1,500	1,858	2,045
External static pressure		Pa	50	50	50
Max. power input		kW	4.25	6.05	7.05
Max. current		A	6.4	8.8	10.9
Compressor	Type / Quantity		Scroll / 1	Scroll / 1	Scroll / 1
	Brand		Copeland	Copeland	Copeland
Indoor fan	Type / Drive type		Centrifugal / Direct	Centrifugal / Direct	Centrifugal / Direct
Outdoor fan	Type / Drive type		Axial / Direct	Axial / Direct	Axial / Direct
Wired controller			-	-	-
Centralized controller			No	No	No
Sound pressure level		dB(A)	64.9	67.7	68.8
Ambient temperature			21°C ~ 43°C	21°C ~ 43°C	21°C ~ 43°C
Dimension	Net (WxHxD)	mm	1,116x830x744	1,116x830x744	1,116x830x744
	Packing (WxHxD)	mm	1,152x855x765	1,152x855x765	1,152x855x765
Weight	Net / Gross	kg	139/142	146/149	159/162

Notes:

- Cooling capacity test condition: Outdoor ambient temperature: 35°C, indoor temperature 26.7°C DB / 19.4°C WB;
- Heating capacity test condition: Outdoor ambient temperature: 7°C DB / 6°C WB, indoor temperature 20°C DB / 15°C WB;
- Sound values are measured in a semi-anechoic room, at a position 1 meter in front of the unit and (1 meter+Height of unit)/2 above the floor.
- Specifications are subject to change without prior notice for product improvement.
- * Nominal ton only for reference.
- Cooling or heating capacity as per specifications.

Tropical (T3) application, cooling only, 380~415V 3Ph~ 50Hz



Nominal ton*			5	6.2	7.5	8.5
Model			MRBT-60CWN1-R	MRBT-062CWN1-R	MRBT-075CWN1-R	MRBT-085CWN1-R
Type			Two-way air out-in	Side-discharge	Side-discharge	Side-discharge
Cooling	Capacity (1)	Btu/h	59,000	75,000	89,000	103,000
		kW	17.0	22.0	26.0	30.0
	Input (1)	kW	5.6	7.7	9.2	10.4
		EER (1)	Btu/h.W	10.5	9.7	9.7
	Capacity (2)	Btu/h	51,200	62,700	74,500	85,600
		kW	15.0	18.4	21.8	25.1
	Input (2)	kW	6.7	8.6	9.9	11.4
		EER (2)	Btu/h.W	7.6	7.3	7.5
Air flow	Indoor side	CFM	1,800	2,600	3,000	3,600
External static pressure		Pa	50	60	60	75
Max. power input		kW	8.1	10.4	12.0	13.6
Max. current		A	18.0	20.1	25.6	26.3
Compressor	Type / Quantity		Scroll / 1	Scroll / 1	Scroll / 1	Scroll / 1
	Brand		Copeland	Danfoss	Danfoss	Danfoss
Indoor fan	Type / Drive type		Centrifugal / Direct	Centrifugal / Direct	Centrifugal / Belt	Centrifugal / Belt
Outdoor fan	Type / Drive type		Axial / Direct	Axial / Direct	Axial / Direct	Axial / Direct
Wired controller			KJR-12B/dP(T)-E	KJR-12B/dP(T)-E	KJR-12B/dP(T)-E	KJR-12B/dP(T)-E
Centralized controller			Yes	Yes	Yes	Yes
Sound pressure level		dB(A)	62.0	74.7	75.1	76.8
Ambient temperature			18°C ~ 52°C	18°C ~ 52°C	18°C ~ 52°C	18°C ~ 52°C
Dimension	Net (WxHxD)	mm	1,920x840x1,068	1,630x1,068x1,065	1,630x1,068x1,065	2,165x1,002x1,335
	Packing (WxHxD)	mm	1,955x870x1,085	1,700x1,110x1,155	1,700x1,110x1,155	2,220x1,040x1,415
Weight	Net / Gross	kg	230/234	315/335	315/335	445/458

Notes:

- Cooling capacity test condition (1): Outdoor ambient temperature: 35°C, indoor temperature 26.7°C DB / 19.4°C WB;
Cooling capacity test condition (2): Outdoor ambient temperature: 46.1°C, indoor temperature 26.7°C DB / 19.4°C WB;
- Sound values are measured in a semi-anechoic room, at a position 1 meter in front of the unit and (1 meter+Height of unit)/2 above the floor.
- Specifications are subject to change without prior notice for product improvement.
- * Nominal ton only for reference.
- Cooling or heating capacity as per specifications.

Tropical (T3) application, cooling only, 380~415V 3Ph~ 50Hz



Nominal ton*			10	12.5	15
Model			MRBT-100CWN1-R	MRBT-125CWN1-R	MRBT-150CWN1-R
Type			Side-discharge	Side-discharge	Side-discharge
Cooling	Capacity (1)	Btu/h	120,000	150,000	180,000
		kW	35.0	43.0	53.0
	Input (1)	kW	11.8	15.3	18.0
	EER (1)	Btu/h.W	10.2	9.8	10.0
	Capacity (2)	Btu/h	100,000	125,600	159,600
		kW	29.3	34.2	46.7
	Input (2)	kW	13.1	16.8	21.3
EER (2)	Btu/h.W	7.6	7.5	7.5	
Air flow	Indoor side	CFM	3,800	5,600	6,600
External static pressure		Pa	75	90	90
Max. power input		kW	16.0	20.0	27.0
Max. current		A	30.0	41.6	53.0
Compressor	Type / Quantity		Scroll / 1	Scroll / 2	Scroll / 2
	Brand		Danfoss	Copeland	Danfoss
Indoor fan	Type / Drive type		Centrifugal / Direct	Centrifugal / Belt	Centrifugal / Belt
Outdoor fan	Type / Drive type		Axial / Direct	Axial / Direct	Axial / Direct
Wired controller			KJR-12B/dP(T)-E	KJR-12B/dP(T)-E	KJR-12B/dP(T)-E
Centralized controller			Yes	Yes	Yes
Sound pressure level		dB(A)	77.2	77.1	77.4
Ambient temperature			18°C ~ 52°C	18°C ~ 52°C	18°C ~ 52°C
Dimension	Net (WxHxD)	mm	2,165x1,002x1,335	2,229x1,245x1,400	2,229x1,245x1,825
	Packing (WxHxD)	mm	2,220x1,040x1,415	2,265x1,280x1,455	2,236x1,280x1,855
Weight	Net / Gross	kg	445/458	520/535	710/730

Notes:

- Cooling capacity test condition (1): Outdoor ambient temperature: 35°C, indoor temperature 26.7°C DB / 19.4°C WB;
Cooling capacity test condition (2): Outdoor ambient temperature: 46.1°C, indoor temperature 26.7°C DB / 19.4°C WB;
- Sound values are measured in a semi-anechoic room, at a position 1 meter in front of the unit and (1 meter+Height of unit)/2 above the floor.
- Specifications are subject to change without prior notice for product improvement.
- * Nominal ton only for reference.
- Cooling or heating capacity as per specifications.

Tropical (T3) application, cooling only, 380~415V 3Ph~ 50Hz




Nominal ton*			17.5	20	30
Model			MRBT-175CWN1-R	MRBT-200CWN1-R	MRCT-300CWN1-R
Type			Side-discharge	Side-discharge	Side-discharge
Cooling	Capacity (1)	Btu/h	210,000	240,000	358,300
		kW	60.0	70.0	105.0
	Input (1)	kW	20.0	23.6	35.8
	EER (1)	Btu/h.W	10.5	10.2	10.0
	Capacity (2)	Btu/h	180,600	213,000	328,600
		kW	52.9	62.4	96.0
	Input (2)	kW	23.5	27.7	43.8
EER (2)	Btu/h.W	7.7	7.7	7.5	
Air flow	Indoor side	CFM	7,300	8,400	13,400
External static pressure		Pa	90	100	250
Max. power input		kW	29.0	36.0	49.0
Max. current		A	57.8	66.0	92.0
Compressor	Type / Quantity		Scroll / 2	Scroll / 2	Scroll / 2
	Brand		Danfoss	Danfoss	Danfoss
Indoor fan	Type / Drive type		Centrifugal / Direct	Centrifugal / Belt	Centrifugal / Belt
Outdoor fan	Type / Drive type		Axial / Direct	Axial / Direct	Axial / Direct
Wired controller			KJR-12B/dP(T)-E	KJR-12B/dP(T)-E	KJR-12B/dP(T)-E
Centralized controller			Yes	Yes	Customized
Sound pressure level		dB(A)	80.7	83.2	84.4
Ambient temperature			18°C ~ 52°C	18°C ~ 52°C	18°C ~ 52°C
Dimension	Net (WxHxD)	mm	2,229x1,245x1,825	2,753x1,245x2,157	2,753x1,674x2,157
	Packing (WxHxD)	mm	2,236x1,280x1,855	2,760x1,280x2,175	2,755x1,690x2,180
Weight	Net / Gross	kg	730/750	925/940	1,110/1,130

Notes:

- Cooling capacity test condition (1): Outdoor ambient temperature: 35°C, indoor temperature 26.7°C DB / 19.4°C WB;
Cooling capacity test condition (2): Outdoor ambient temperature: 46.1°C, indoor temperature 26.7°C DB / 19.4°C WB;
- Sound values are measured in a semi-anechoic room, at a position 1 meter in front of the unit and (1 meter+Height of unit)/2 above the floor.
- Specifications are subject to change without prior notice for product improvement.
- * Nominal ton only for reference.
- Cooling or heating capacity as per specifications.

Tropical (T3) application, heat pump, 380~415V 3Ph~ 50Hz



6.2RT & 7.5RT

8.5RT

Nominal ton*			6.2	7.5	8.5
Model			MRBT-062HWN1-R	MRBT-075HWN1-R	MRBT-085HWN1-R
Type			Side-discharge	Side-discharge	Side-discharge
Cooling	Capacity (1)	Btu/h	75,000	89,000	103,000
		kW	22.0	26.0	30.0
	Input (1)	kW	7.7	9.2	10.4
	EER (1)	Btu/h.W	9.7	9.7	9.8
	Capacity (2)	Btu/h	62,700	74,500	85,600
		kW	18.4	21.8	25.1
	Input (2)	kW	8.6	9.9	11.4
EER (2)	Btu/h.W	7.3	7.5	7.5	
Heating	Capacity	Btu/h	89,000	102,000	120,000
		kW	26.0	30.0	35.0
	Input	kW	7.6	8.8	10.1
	COP	Btu/h.W	11.7	11.6	11.8
Air flow	Indoor side	CFM	2,600	3,000	3,600
External static pressure		Pa	60	60	75
Max. power input		kW	10.4	12.0	13.6
Max. current		A	21.0	25.6	27.5
Compressor	Type / Quantity		Scroll / 1	Scroll / 1	Scroll / 1
	Brand		Danfoss	Danfoss	Danfoss
Indoor fan	Type / Drive type		Centrifugal / Belt	Centrifugal / Belt	Centrifugal / Belt
Outdoor fan	Type / Drive type		Axial / Direct	Axial / Direct	Axial / Direct
Wired controller			KJR-12B/dP(T)-E	KJR-12B/dP(T)-E	KJR-12B/dP(T)-E
Centralized controller			Yes	Yes	Yes
Sound pressure level		dB(A)	74.7	75.1	76.8
Ambient temperature			-5°C ~ 52°C	-5°C ~ 52°C	-5°C ~ 52°C
Dimension	Net (WxHxD)	mm	1,630x1,068x1,065	1,630x1,068x1,065	2,165x1,002x1,335
	Packing (WxHxD)	mm	1,700x1,110x1,155	1,700x1,110x1,155	2,220x1,040x1,415
Weight	Net / Gross		kg	320/340	320/340

Notes:

- Cooling capacity test condition (1): Outdoor ambient temperature: 35°C, indoor temperature 26.7°C DB / 19.4°C WB;
Cooling capacity test condition (2): Outdoor ambient temperature: 46.1°C, indoor temperature 26.7°C DB / 19.4°C WB;
- Heating capacity test condition: Outdoor ambient temperature: 7°C DB / 6°C WB, indoor temperature 20°C DB / 15°C WB;
- Sound values are measured in a semi-anechoic room, at a position 1 meter in front of the unit and (1 meter+Height of unit)/2 above the floor.
- Specifications are subject to change without prior notice for product improvement.
- * Nominal ton only for reference.
- Cooling or heating capacity as per specifications.

Tropical (T3) application, heat pump, 380~415V 3Ph~ 50Hz



10RT

12.5RT

15RT

Nominal ton*			10	12.5	15
Model			MRBT-100HWN1-R	MRBT-125HWN1-R	MRBT-150HWN1-R
Type			Side-discharge	Side-discharge	Side-discharge
Cooling	Capacity (1)	Btu/h	120,000	150,000	180,000
		kW	35.0	43.0	53.0
	Input (1)	kW	11.8	15.3	18.6
	EER (1)	Btu/h.W	10.2	9.8	9.7
	Capacity (2)	Btu/h	100,000	125,600	159,600
		kW	29.3	34.2	46.7
	Input (2)	kW	13.1	16.8	21.3
EER (2)	Btu/h.W	7.6	7.5	7.5	
Heating	Capacity	Btu/h	126,000	167,000	191,000
		kW	37.0	49.0	56.0
	Input	kW	10.9	14.2	17.5
	COP	Btu/h.W	11.6	11.8	10.9
Air flow	Indoor side	CFM	3,800	5,600	6,600
External static pressure		Pa	75	90	90
Max. power input		kW	16.0	21.0	27.0
Max. current		A	31.0	41.8	54.7
Compressor	Type / Quantity		Scroll / 1	Scroll / 2	Scroll / 2
	Brand		Danfoss	Copeland	Danfoss
Indoor fan	Type / Drive type		Centrifugal / Belt	Centrifugal / Belt	Centrifugal / Belt
Outdoor fan	Type / Drive type		Axial / Direct	Axial / Direct	Axial / Direct
Wired controller			KJR-12B/dP(T)-E	KJR-12B/dP(T)-E	KJR-12B/dP(T)-E
Centralized controller			Yes	Yes	Yes
Sound pressure level		dB(A)	77.2	77.1	77.4
Ambient temperature			-5°C ~ 52°C	-5°C ~ 52°C	-5°C ~ 52°C
Dimension	Net (WxHxD)	mm	2,165x1,002x1,335	2,230x1,245x1,400	2,229x1,245x1,825
	Packing (WxHxD)	mm	2,220x1,040x1,415	2,265x1,280x1,455	2,236x1,280x1,855
Weight	Net / Gross		kg	450/463	550/565

Notes:

- Cooling capacity test condition (1): Outdoor ambient temperature: 35°C, indoor temperature 26.7°C DB / 19.4°C WB;
Cooling capacity test condition (2): Outdoor ambient temperature: 46.1°C, indoor temperature 26.7°C DB / 19.4°C WB;
- Heating capacity test condition: Outdoor ambient temperature: 7°C DB / 6°C WB, indoor temperature 20°C DB / 15°C WB;
- Sound values are measured in a semi-anechoic room, at a position 1 meter in front of the unit and (1 meter+Height of unit)/2 above the floor.
- Specifications are subject to change without prior notice for product improvement.
- * Nominal ton only for reference.
- Cooling or heating capacity as per specifications.

Tropical (T3) application, heat pump, 380~415V 3Ph~ 50Hz



Nominal ton*			17.5	20	30
Model			MRBT-175HWN1-R	MRBT-200HWN1-R	MRCT-300HWN1-R
Type			Side-discharge	Side-discharge	Side-discharge
Cooling	Capacity (1)	Btu/h	210,000	240,000	358,300
		kW	60.0	70.0	105.0
	Input (1)	kW	20.0	23.6	35.8
	EER (1)	Btu/h.W	10.5	10.2	10.0
	Capacity (2)	Btu/h	180,600	213,000	328,600
		kW	52.9	62.4	96.0
	Input (2)	kW	23.5	27.7	43.8
EER (2)	Btu/h.W	7.7	7.7	7.5	
Heating	Capacity	Btu/h	229,000	256,000	358,000
		kW	67.0	75.0	105.0
	Input	kW	19.8	23.4	35.8
	COP	Btu/h.W	11.5	10.9	10.0
Air flow	Indoor side	CFM	7,300	8,400	12,000
External static pressure		Pa	90	100	250
Max. power input		kW	29.0	36.0	49.0
Max. current		A	58.2	69.2	93.1
Compressor	Type / Quantity		Scroll / 2	Scroll / 2	Scroll / 2
	Brand		Danfoss	Danfoss	Danfoss
Indoor fan	Type / Drive type		Centrifugal / Belt	Centrifugal / Belt	Centrifugal / Belt
Outdoor fan	Type / Drive type		Axial / Direct	Axial / Direct	Axial / Direct
Wired controller			KJR-12B/dP(T)-E	KJR-12B/dP(T)-E	KJR-12B/dP(T)-E
Centralized controller			Yes	Yes	Customized
Sound pressure level		dB(A)	80.7	83.2	84.4
Ambient temperature			-5°C ~ 52°C	-5°C ~ 52°C	-5°C ~ 52°C
Dimension	Net (WxHxD)	mm	2,229x1,245x1,825	2,753x1,245x2,157	2,753x1,674x2,157
	Packing (WxHxD)	mm	2,236x1,280x1,855	2,760x1,280x2,175	2,755x1,690x2,180
Weight	Net / Gross	kg	750/770	940/955	1,130/1,150

Notes:

- Cooling capacity test condition (1): Outdoor ambient temperature: 35°C, indoor temperature 26.7°C DB / 19.4°C WB; Cooling capacity test condition (2): Outdoor ambient temperature: 46.1°C, indoor temperature 26.7°C DB / 19.4°C WB;
- Heating capacity test condition: Outdoor ambient temperature: 7°C DB / 6°C WB, indoor temperature 20°C DB / 15°C WB;
- Sound values are measured in a semi-anechoic room, at a position 1 meter in front of the unit and (1 meter+Height of unit)/2 above the floor.
- Specifications are subject to change without prior notice for product improvement.
- * Nominal ton only for reference.
- Cooling or heating capacity as per specifications.

Tropical (T3) application, cooling only + EHK, 380~415V 3Ph~ 50Hz



Nominal ton*			6.2	7.5	8.5
Model			MRCT-062EWN1-R	MRCT-075EWN1-R	MRCT-085EWN1-R
Type			Side-discharge	Side-discharge	Side-discharge
Cooling	Capacity (1)	Btu/h	75,000	89,000	103,000
		kW	22.0	26.0	30.0
	Input (1)	kW	7.7	9.2	10.4
	EER (1)	Btu/h.W	9.7	9.7	9.8
	Capacity (2)	Btu/h	62,700	74,500	85,600
		kW	18.4	21.8	25.1
	Input (2)	kW	8.6	9.9	11.4
EER (2)	Btu/h.W	7.3	7.5	7.5	
Electric heater		kW	14	14	21
Air flow	Indoor side	CFM	2,600	3,000	3,600
External static pressure		Pa	60	60	75
Max. power input (Cooling)		kW	10.4	12.0	13.6
Max. current (Cooling)		A	20.1	25.6	26.3
Compressor	Type / Quantity		Scroll / 1	Scroll / 1	Scroll / 1
	Brand		Danfoss	Danfoss	Danfoss
Indoor fan	Type / Drive type		Centrifugal / Belt	Centrifugal / Belt	Centrifugal / Belt
Outdoor fan	Type / Drive type		Axial / Direct	Axial / Direct	Axial / Direct
Wired controller			KJR-12B/dP(T)-E	KJR-12B/dP(T)-E	KJR-12B/dP(T)-E
Centralized controller			Yes	Yes	Yes
Sound pressure level		dB(A)	74.7	75.1	76.8
Ambient temperature			18°C ~ 52°C	18°C ~ 52°C	18°C ~ 52°C
Dimension	Net (WxHxD)	mm	1,630x1,068x1,065	1,630x1,068x1,065	2,165x1,002x1,335
	Packing (WxHxD)	mm	1,700x1,110x1,155	1,700x1,110x1,155	2,220x1,040x1,415
Weight	Net / Gross	kg	323/343	323/343	455/468

Notes:

- Cooling capacity test condition (1): Outdoor ambient temperature: 35°C, indoor temperature 26.7°C DB / 19.4°C WB; Cooling capacity test condition (2): Outdoor ambient temperature: 46.1°C, indoor temperature 26.7°C DB / 19.4°C WB;
- Sound values are measured in a semi-anechoic room, at a position 1 meter in front of the unit and (1 meter+Height of unit)/2 above the floor.
- Specifications are subject to change without prior notice for product improvement.
- * Nominal ton only for reference.
- Cooling or heating capacity as per specifications.

Tropical (T3) application, cooling only + EHK, 380~415V 3Ph~ 50Hz



Nominal ton*			10	15	17.5
Model			MRCT-100EWN1-R	MRCT-150EWN1-R	MRCT-175EWN1-R
Type			Side-discharge	Side-discharge	Side-discharge
Cooling	Capacity (1)	Btu/h	120,000	180,000	210,000
		kW	35.0	53.0	60.0
	Input (1)	kW	11.8	18.0	20.0
	EER (1)	Btu/h.W	10.2	10.0	10.5
	Capacity (2)	Btu/h	100,000	159,600	180,600
		kW	29.3	46.7	52.9
	Input (2)	kW	13.1	21.3	23.5
EER (2)	Btu/h.W	7.6	7.5	7.7	
Electric heater	Input	kW	21	30	30
Air flow	Indoor side	CFM	3,800	6,600	7,300
External static pressure		Pa	75	90	90
Max. power input		kW	16.0	27.0	29.0
Max. current		A	30.0	53.0	57.8
Compressor	Type / Quantity		Scroll / 1	Scroll / 2	Scroll / 2
	Brand		Danfoss	Danfoss	Danfoss
Indoor fan	Type / Drive type		Centrifugal / Belt	Centrifugal / Belt	Centrifugal / Belt
Outdoor fan	Type / Drive type		Axial / Direct	Axial / Direct	Axial / Direct
Wired controller			KJR-12B/dP(T)-E	KJR-12B/dP(T)-E	KJR-12B/dP(T)-E
Centralized controller			Yes	Yes	Yes
Sound pressure level		dB(A)	77.2	77.4	80.7
Ambient temperature			18°C ~ 52°C	18°C ~ 52°C	18°C ~ 52°C
Dimension	Net (WxHxD)	mm	2,165x1,002x1,335	2,229x1,245x1,825	2,229x1,245x1,825
	Packing (WxHxD)	mm	2,220x1,040x1,415	2,236x1,280x1,855	2,236x1,280x1,855
Weight	Net / Gross	kg	455/468	720/740	750/760

Notes:

- Cooling capacity test condition (1): Outdoor ambient temperature: 35°C, indoor temperature 26.7°C DB / 19.4°C WB;
Cooling capacity test condition (2): Outdoor ambient temperature: 46.1°C, indoor temperature 26.7°C DB / 19.4°C WB;
- Sound values are measured in a semi-anechoic room, at a position 1 meter in front of the unit and (1 meter+Height of unit)/2 above the floor.
- Specifications are subject to change without prior notice for product improvement.
- * Nominal ton only for reference.
- Cooling or heating capacity as per specifications.

Tropical (T3) application, cooling only + EHK, 380~415V 3Ph~ 50Hz



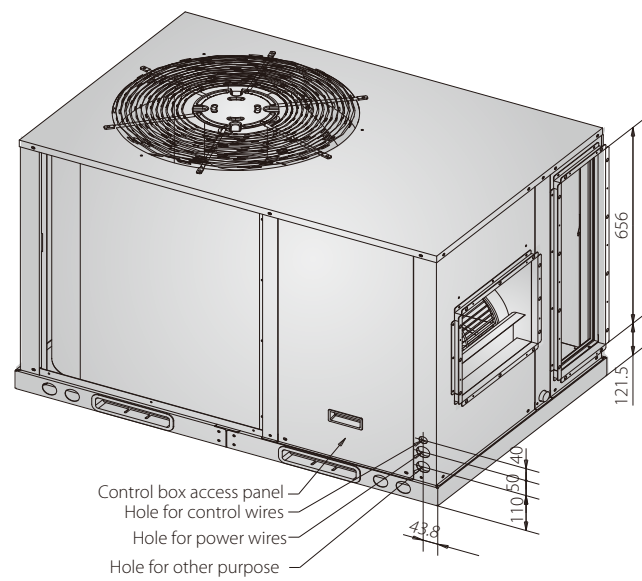
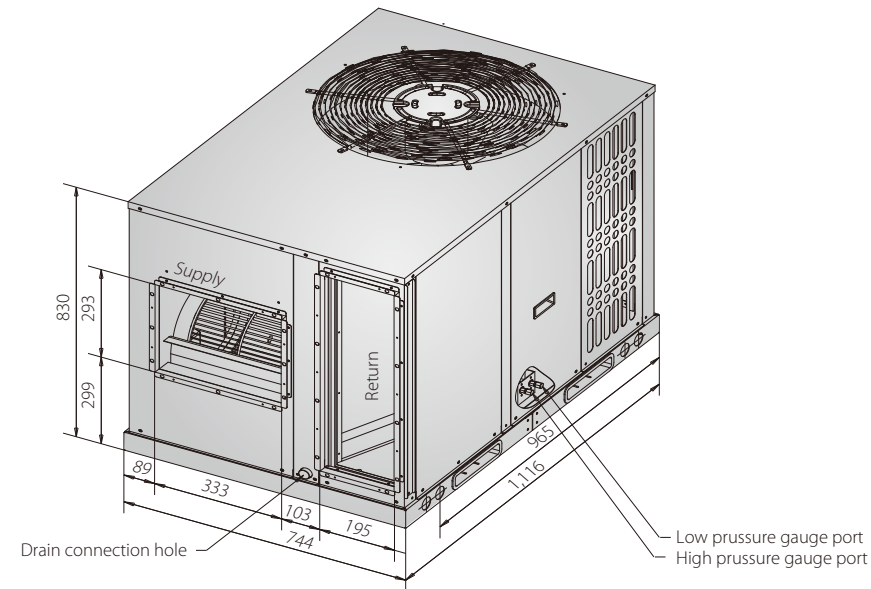
Nominal ton*			20	30
Model			MRCT-200EWN1-R	MRCT-300EWN1-R
Type			Side-discharge	Side-discharge
Cooling	Capacity (1)	Btu/h	240,000	358,300
		kW	70.0	105.0
	Input (1)	kW	23.6	35.8
	EER (1)	Btu/h.W	10.2	10.0
	Capacity (2)	Btu/h	213,000	328,600
		kW	62.4	96.0
	Input (2)	kW	27.7	43.8
EER (2)	Btu/h.W	7.7	7.5	
Electric heater	Input	kW	39	39
Air flow	Indoor side	CFM	8,400	13,400
External static pressure		Pa	100	250
Max. power input		kW	36.0	49.0
Max. current		A	66.0	92.0
Compressor	Type / Quantity		Scroll / 2	Scroll / 2
	Brand		Danfoss	Danfoss
Indoor fan	Type / Drive type		Centrifugal / Belt	Centrifugal / Belt
Outdoor fan	Type / Drive type		Axial / Direct	Axial / Direct
Wired controller			KJR-12B/dP(T)-E	KJR-12B/dP(T)-E
Centralized controller			Yes	Customized
Sound pressure level		dB(A)	83.2	84.4
Ambient temperature			18°C ~ 52°C	18°C ~ 52°C
Dimension	Net (WxHxD)	mm	2,753x1,245x2,157	2,753x1,674x2,157
	Packing (WxHxD)	mm	2,760x1,280x2,175	2,755x1,690x2,180
Weight	Net / Gross	kg	940/955	1,130/1,150

Notes:

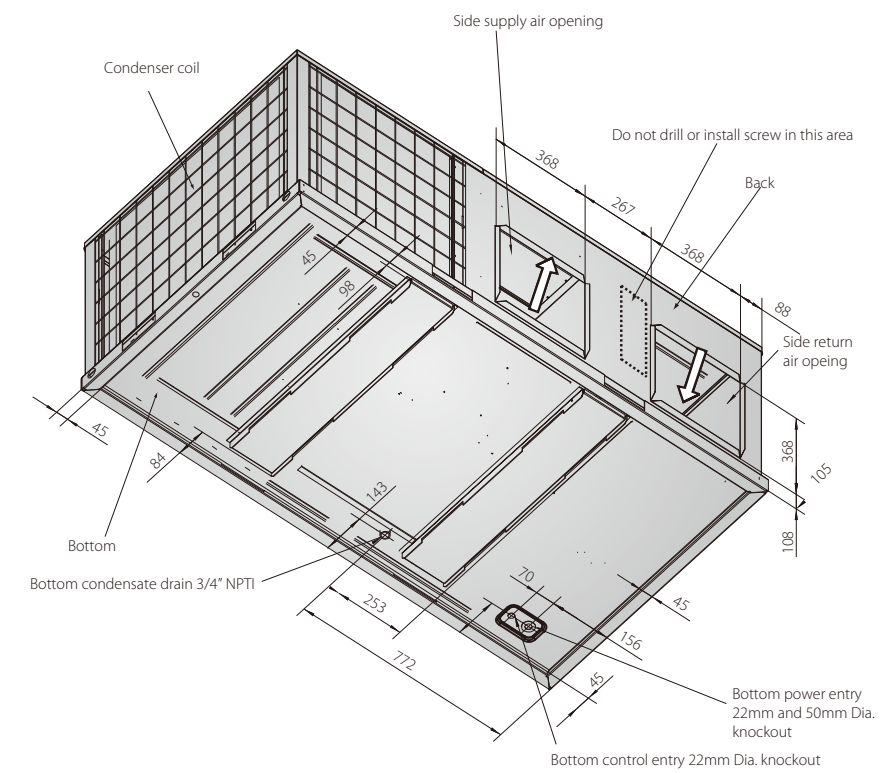
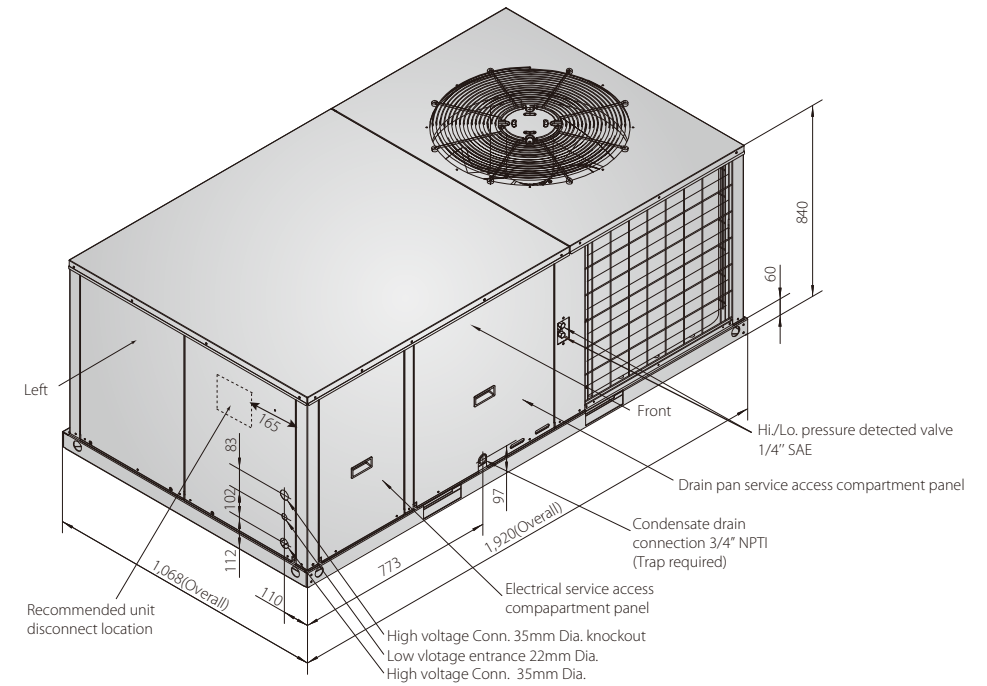
- Cooling capacity test condition (1): Outdoor ambient temperature: 35°C, indoor temperature 26.7°C DB / 19.4°C WB;
Cooling capacity test condition (2): Outdoor ambient temperature: 46.1°C, indoor temperature 26.7°C DB / 19.4°C WB;
- Sound values are measured in a semi-anechoic room, at a position 1 meter in front of the unit and (1 meter+Height of unit)/2 above the floor.
- Specifications are subject to change without prior notice for product improvement.
- * Nominal ton only for reference.
- Cooling or heating capacity as per specifications.

Dimensions

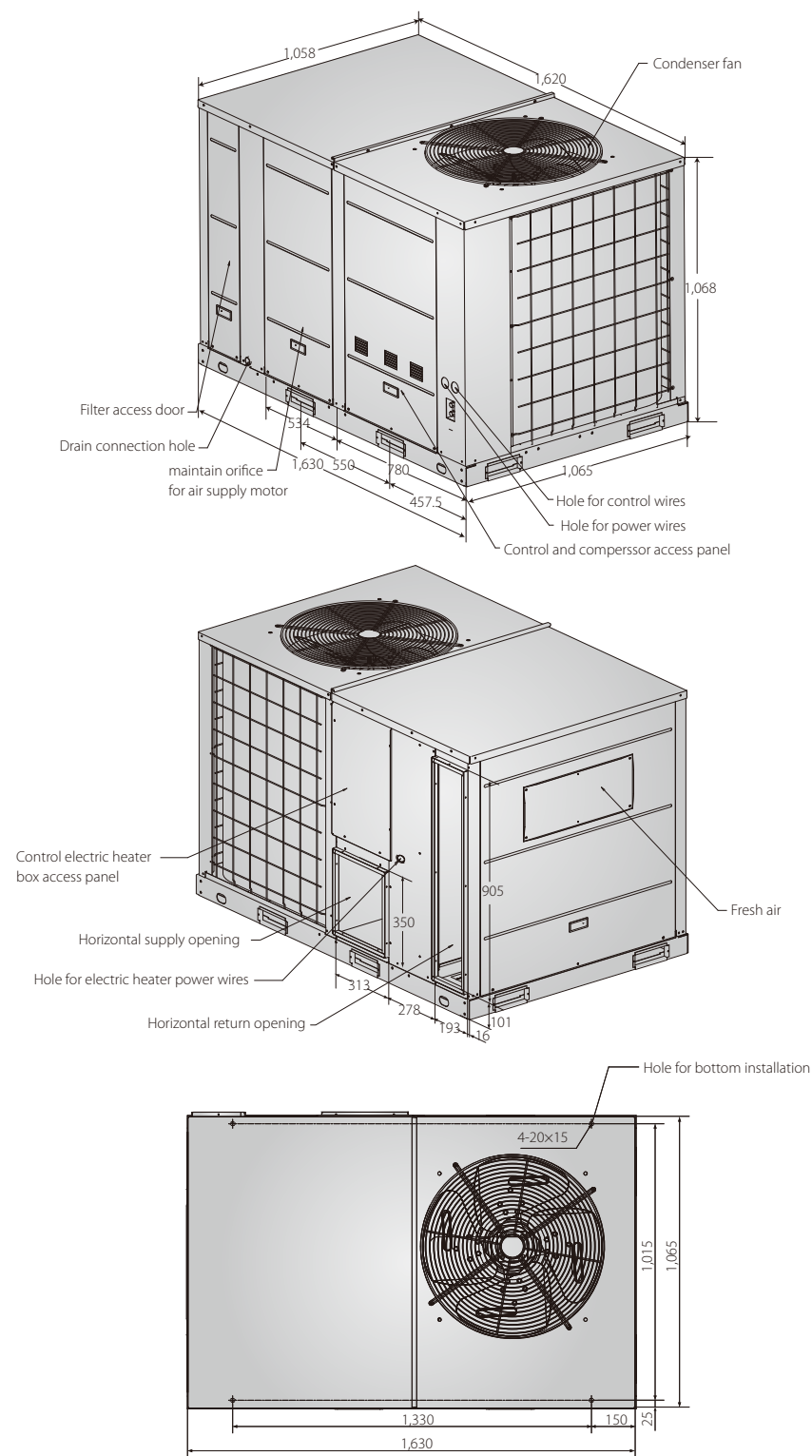
ClimaMaster, T1 application, 380~415V, 3Ph~, 50Hz
 MRC-36HWN1-R, MRC-48HWN1-R, MRC-60HWN1-R
 (Units: mm)



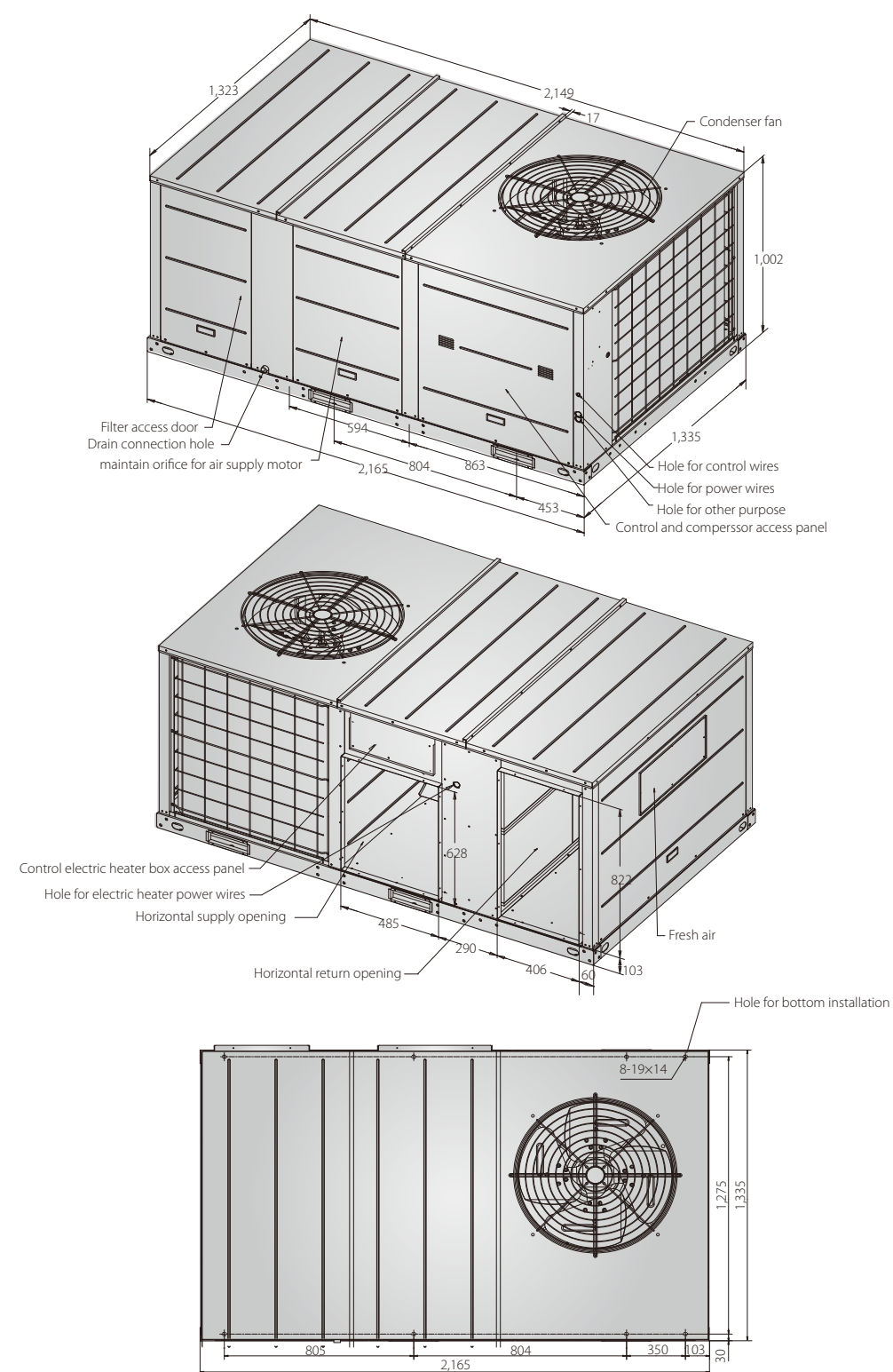
ClimaMaster, Tropical (T3) application, 380~415V, 3Ph~, 50Hz
 MRBT-60CWN1-R
 (Units: mm)



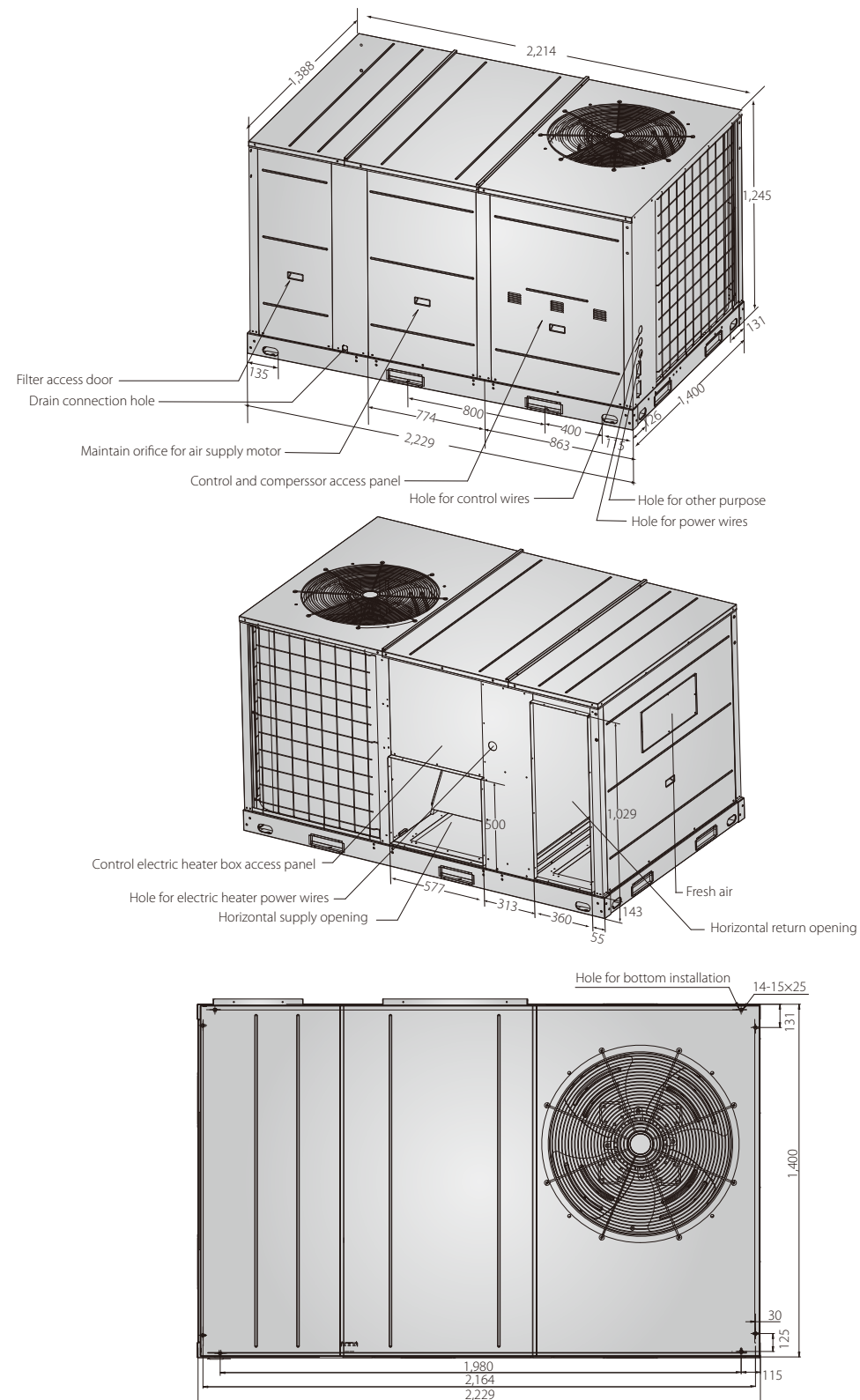
ClimaMaster, Tropical (T3) application, 380~415V, 3Ph~, 50Hz
 MRBT-062CWN1-R, MRBT-062HWN1-R, MRCT-062EWN1-R
 MRBT-075CWN1-R, MRBT-075HWN1-Y, MRCT-075EWN1-R
 (Units: mm)



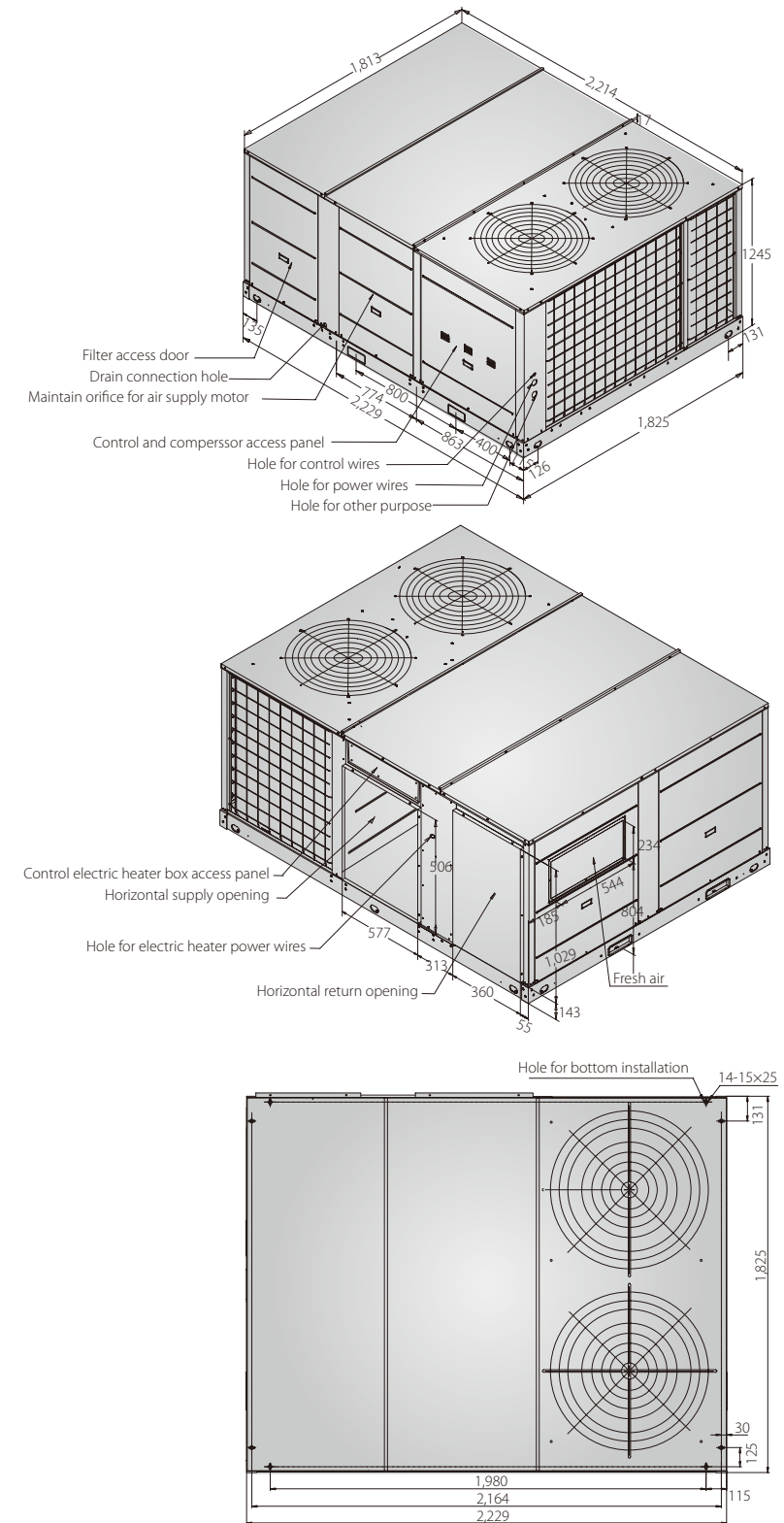
ClimaMaster, Tropical (T3) application, 380~415V, 3Ph~, 50Hz
 MRBT-085CWN1-R, MRBT-085HWN1-R, MRCT-085EWN1-R
 MRBT-100CWN1-R, MRBT-100HWN1-R, MRCT-100EWN1-R
 (Units: mm)



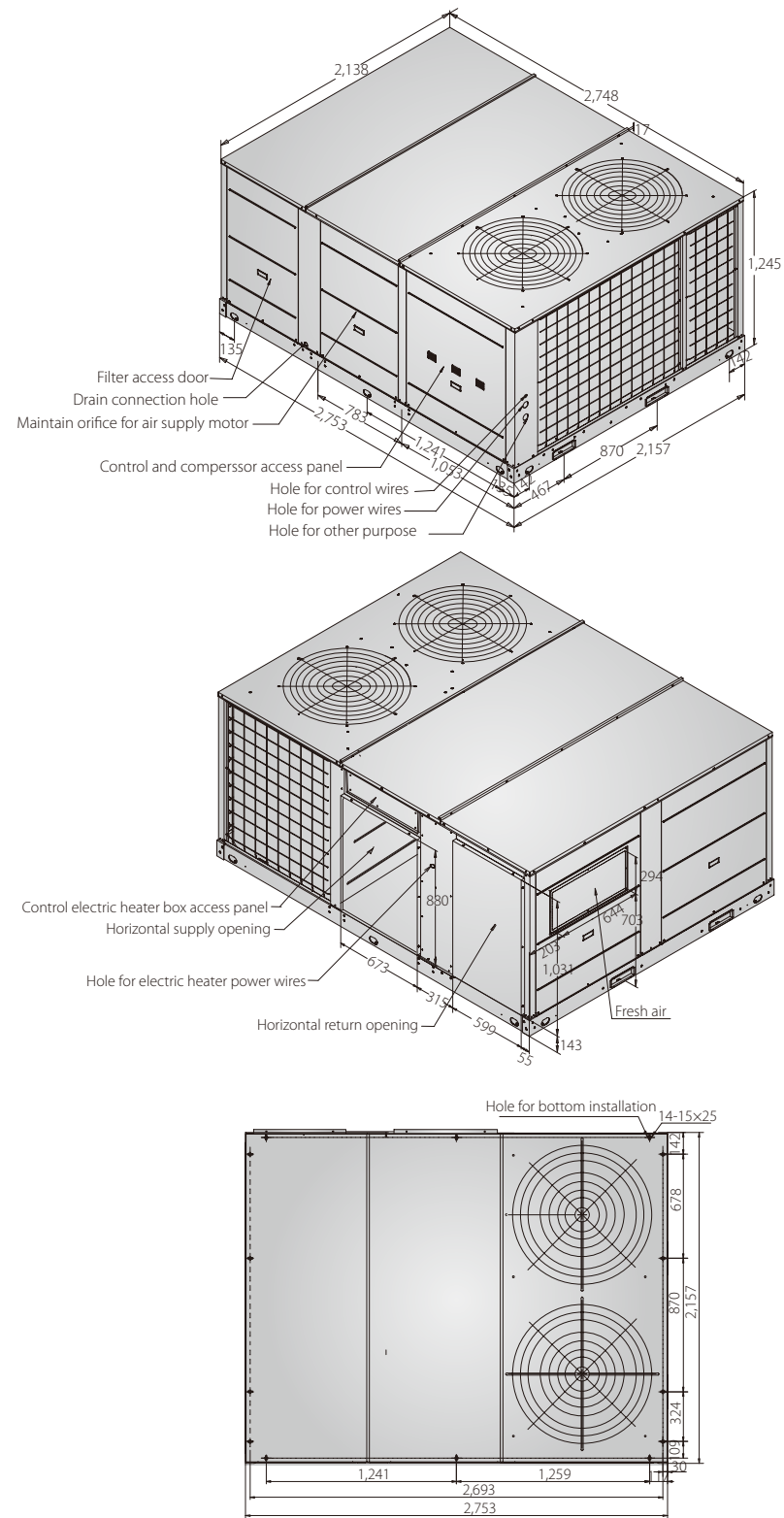
ClimaMaster, Tropical (T3) application, 380~415V, 3Ph~, 50Hz
 MRBT-125CWN1-R, MRBT-125HWN1-R
 (Units: mm)



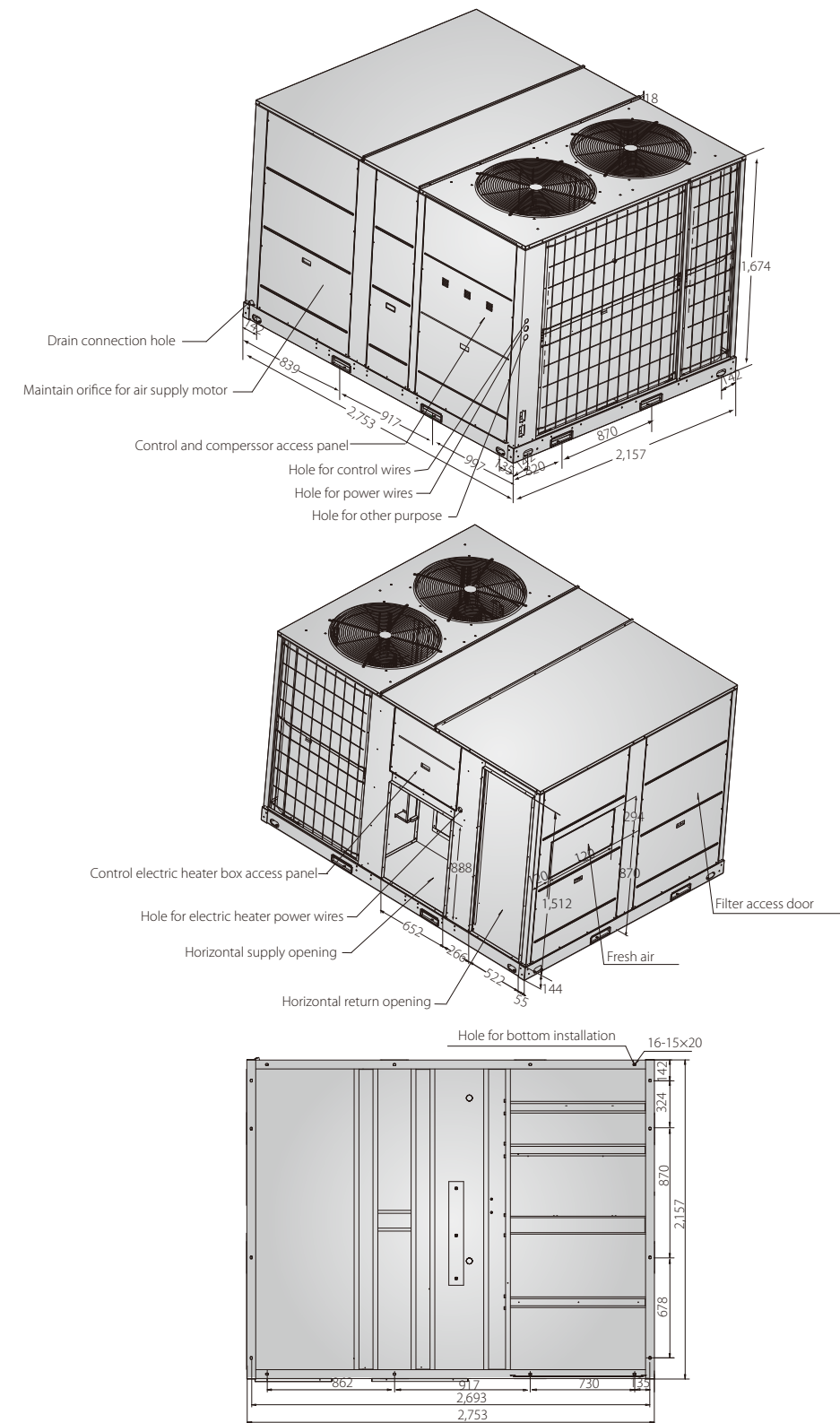
ClimaMaster, Tropical (T3) application, 380~415V, 3Ph~, 50Hz
 MRBT-150CWN1-R, MRBT-150HWN1-R, MRCT-150EWN1-R
 MRBT-175CWN1-R, MRBT-175HWN1-R, MRCT-175EWN1-R
 (Units: mm)



ClimaMaster, Tropical (T3) application, 380~415V, 3Ph~, 50Hz
 MRBT-200CWN1-R, MRBT-200HWN1-R, MRCT-200EWN1-R
 (Units: mm)



ClimaMaster, Tropical (T3) application, 380~415V, 3Ph~, 50Hz
 MRCT-300CWN1-R, MRCT-300HWN1-R, MRCT-300EWN1-R
 (Units: mm)





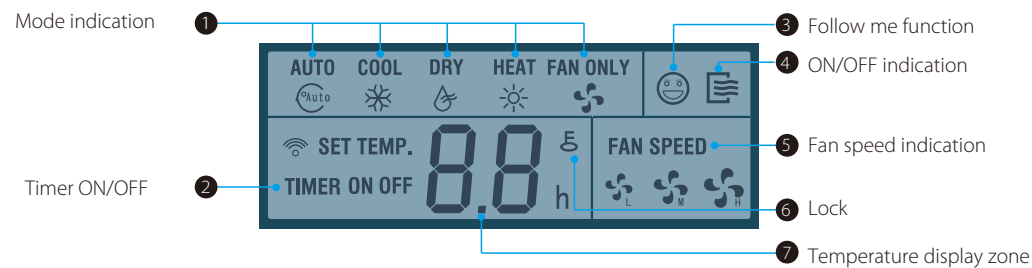
Controllers

Wired controllers >>



KJR-12B/dP(T)-E

- ❖ It is easy and convenient to select cooling, heating and fan operation mode.
- ❖ Digital display, setting temperature in 1°C.
- ❖ Controller with Follow Me function, it helps making the room environment comfortable.
- ❖ Daily timer function.



KJR-23B

- ❖ 4-minute delay function. The restarted compressor can be delayed for 4 minutes by this controller.
- ❖ Filter-monitor function. When the run-time of operations reaches certain hours, the Filter-change Indicator of controller will flash to remind checking the filter of unit.
- ❖ Easy to change °C and °F in site.



KJR-25B

Centralized controllers >>




CCM30




MD-NIM01

- ❖ Centralized control function. It is a multifunctional device which is able to control up to 64 units.
- ❖ It provides a superior way to manage the units. Users are able to make their own choice from locking wired controller, running mode or the CCM30's keyboard.



- ❖ The control object can be either single or all, making the controlling operation convenient. It also easy to check all units status.
- ❖ It is able to bridge up to 64 units to the network monitoring system and the building managements system.



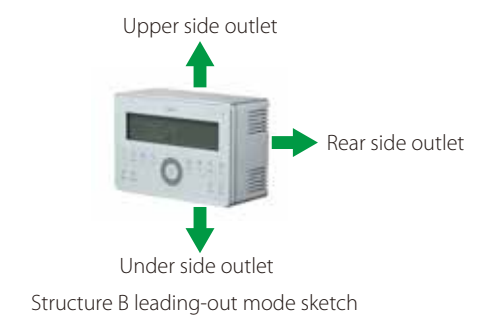
- ❖ Two structures of centralized controller design, easy installation.



Structure A



Structure B



Structure A (Model No. CCM30/BKE-A) should be embedded into the wall and structure B (Model No. CCM30/BKE-B) doesn't need.